

# **BRREINLO**

---

**CUSTOM WOOD MOULDINGS & DOORS**

---

For over 30 years, Brenlo Custom Wood Mouldings & Doors has been the wood moulding supplier of choice among Luxury Custom Home Builders, Architects, and Designers. We have built a reputation in the industry of being passionate about quality.

This superior quality begins in our grinding room with our hand cut knives made from top quality carbide steel. Our knives are then moved to our state of the art moulders where our operators only use kilned dried FAS lumber at a rate of 22 knife cuts per inch. The combination of expertly cut knives, quality rough lumber and cuts per inch, results in a smooth finish free from chatter marks. After a strict defecting program at the end of the milling process all material is transferred to our distribution facility where quantities are confirmed and additional quality checks are completed. Our end result is a wood moulding that has 99% usage and requires minimal preparation for painting or staining.

With just under 200,000 SQFT of distribution and manufacturing space Brenlo keeps an expansive in-stock inventory of trim, doors and plywood to provide customers with the solution needed to complete a project "Right and On Time." Should our stock options not meet the needed requirements our in house CAD team can create and design any trim or door style required. Brenlo currently holds over 10,000 custom profiles for customers and ensure that custom orders are kept in our library. Therefore, if product is needed again it is as simple as referencing the job name. Our advancements in manufacturing allow us to turn custom trim requirements around in 2 weeks and custom doors in 4-5 weeks.

At Brenlo, our company philosophy has always been "The easiest to do business with." This statement resonates with every employee and we look forward to providing you the best quality product supported with exceptional customer service.

A handwritten signature in black ink, appearing to read "Fraser Adams", written in a cursive style.

Fraser Adams  
President

# INDEX

Stock Profile List by Page.....	4 - 11
Conversion Chart .....	125

## MOULDING PROFILES

Casings .....	13
One-Piece Quick Install Casing .....	18
Backbands .....	20
Casing & Backband Combinations .....	25
Baseboards .....	29
Plinth Blocks .....	39
Two-Piece Plinth Blocks .....	41
Door Stops / Base Shoe .....	42
Moulding Combinations .....	44
Window Stools .....	62
Bolections & Aprons .....	63
Window Stool & Apron Combinations .....	65
Crown Moulds .....	66
Cove Moulds .....	71
Cap Moulds .....	71
Ceiling & Beam Combinations .....	72
Panel Moulds Inset .....	73
Panel Moulds Raised .....	77
Base Caps .....	78
Bed Moulds & Quarter Rounds.....	79
Astragals, Battens, Fascias, Window Mullions .....	79
Shingle Moulds .....	80
Chair Rail .....	81
Glass Beads, Shelf Edges, & Corner Guards .....	82

## DOORS, HARDWARE, SHEET GOODS, ETC.

MDF Beadboard .....	83
Tongue & Groove Panelling .....	84
Inspire Series .....	86
Panelling Details.....	88
Specialty Items .....	90
MDF & Finger Joint Profiles .....	93
Doors .....	94

Silver Series .....	95
Stock Shaker.....	97
Stock Slab .....	99
Stock Carrara .....	100
Classic Non-stock .....	101
Transitional Non-stock.....	105
Modern Non-stock .....	109
French Non-stock .....	115
Door Hardware .....	117
Plywood .....	118
Sheet Goods .....	120
Dressed Four Sides (D4S) .....	12
Jams .....	12
Exterior Trim Board .....	122
Novawood .....	123
Decking .....	121
Brenlo Custom Shop .....	126
Wood Species .....	128
Environmental Commitment .....	129
Services .....	130
Ordering Information .....	131

**BRENLO**  
CUSTOM WOOD MOULDINGS & DOORS

### HEAD OFFICE

T 416.749.6857 F 416.749.8969 T/F 877.816.6607

**Showroom Hours:** Monday - Friday 7:30am to 4:30pm

[www.brenlo.com](http://www.brenlo.com)

## STOCK PROFILE LISTING BY PAGE

<b>CASING</b>		<b>Page</b>
<b>1</b>	3/4" x 2-3/4"	13
<b>1A</b>	3/4" x 3-1/2"	13
<b>4</b>	7/8" x 3"	13
<b>7</b>	3/4" x 3-1/2"	13
<b>7A</b>	3/4" x 2-3/4"	13
<b>11</b>	3/4" x 3-1/2"	13
<b>19</b>	3/4" x 4-1/4"	13
<b>20</b>	3/4" x 2-3/4"	14
<b>20B</b>	3/4" x 3-1/2"	14
<b>22</b>	3/4" x 3-1/2"	14
<b>23</b>	3/4" x 3-1/16"	14
<b>25A</b>	3/4" x 3-1/2"	14
<b>25S</b>	3/4" x 2-1/2"	14
<b>101</b>	3/4" x 3-1/2"	15
<b>102</b>	3/4" x 3-1/2"	15
<b>103</b>	3/4" x 3-1/2"	15
<b>106</b>	3/4" x 3-1/2"	15
<b>106A</b>	3/4" x 2-3/4"	15
<b>106GR</b>	3/4" x 3-1/2"	15
<b>413</b>	3/4" x 3-1/2"	16
<b>414</b>	1" x 3-1/2"	16
<b>415</b>	3/4" x 3-1/2"	16
<b>416</b>	5/8" x 3"	16
<b>420</b>	3/4" x 2-1/2"	16
<b>700</b>	7/8" x 3-1/2"	17
<b>700B</b>	7/8" x 3"	17
<b>800</b>	7/8" x 3-1/2"	17
<b>810</b>	3/4" x 3-1/2"	17
<b>888</b>	3/4" x 2-3/4"	17
<b>2000</b>	11/16" x 3-1/8"	17
<b>2005</b>	5/8" x 2-5/8"	18
<b>2010</b>	1" x 4-1/2"	18
<b>2015</b>	3/4" x 3-1/2"	18
<b>2100</b>	1-5/16" x 4-1/2"	18
<b>2108</b>	1-5/16" x 4-1/2"	18
<b>ONE-PIECE QUICK INSTALL</b>		<b>Page</b>
<b>106S</b>	1-1/16" x 4-1/32"	19
<b>400S</b>	1-1/16" x 4"	19
<b>500</b>	1-1/8" x 3"	19
<b>600</b>	1-1/8" x 3"	19
<b>BACKBAND</b>		<b>Page</b>
<b>30</b>	1-5/8" x 1-5/8"	20
<b>32A</b>	1-1/4" x 2-1/32"	20
<b>33</b>	1-3/4" x 1-7/8"	20
<b>33A</b>	1-5/8" x 1-11/16"	20
<b>34</b>	3/4" x 1-3/8"	21
<b>34ext</b>	3/4" x 1-1/2"	21
<b>35</b>	7/8" x 1-5/8"	21
<b>35ext</b>	7/8" x 1-3/4"	21

## STOCK PROFILE LISTING BY PAGE

<b>36</b>	1-3/32" x 1-5/8"	21
<b>37</b>	3/4" x 1-5/16"	21
<b>38</b>	13/16" x 1-3/8"	22
<b>39</b>	7/8" x 1-1/2"	22
<b>40</b>	13/16" x 1-1/4"	22
<b>701</b>	1-1/8" x 1-1/2"	22
<b>BASEBOARD</b>		<b>Page</b>
<b>25B</b>	3/4" x 5-1/2"	29
<b>25C</b>	3/4" x 7-1/4"	29
<b>42</b>	3/4" x 4-1/2"	29
<b>42A</b>	3/4" x 6-1/2"	29
<b>42B</b>	3/4" x 5-1/2"	29
<b>42C</b>	3/4" x 7-1/4"	29
<b>53</b>	3/4" x 5-1/2"	29
<b>302C</b>	3/4" x 7-1/4"	30
<b>306</b>	3/4" x 7-1/4"	30
<b>307</b>	3/4" x 5-1/2"	30
<b>307C</b>	3/4" x 7-1/4"	30
<b>307E</b>	3/4" x 9-1/4"	30
<b>307GR</b>	3/4" x 7-1/4"	31
<b>308</b>	3/4" x 8-1/2"	31
<b>309</b>	3/4" x 8-1/2"	31
<b>310</b>	13/16" x 8-1/2"	32
<b>311</b>	3/4" x 7-1/4"	32
<b>311A</b>	3/4" x 5-1/2"	32
<b>313</b>	3/4" x 7-1/4"	33
<b>314</b>	3/4" x 5-1/2"	33
<b>315</b>	3/4" x 7-1/4"	33
<b>316</b>	5/8" x 5"	34
<b>320</b>	3/4" x 4-1/2"	34
<b>320C</b>	3/4" x 7-1/4"	34
<b>349</b>	3/4" x 5-1/2"	35
<b>349A</b>	3/4" x 4-7/8"	35
<b>349B</b>	3/4" x 7-1/4"	35
<b>352</b>	3/4" x 6-1/2"	36
<b>352B</b>	3/4" x 7-1/4"	36
<b>353B</b>	3/4" x 7-1/4"	35
<b>354</b>	3/4" x 7-1/4"	35
<b>358</b>	3/4" x 5-1/2"	36
<b>820</b>	3/4" x 7-1/4"	36
<b>900</b>	7/8" x 5-1/2"	37
<b>900C</b>	7/8" x 7-1/4"	37
<b>900D</b>	7/8" x 8-1/2"	37
<b>910</b>	13/16" x 9-1/4"	37
<b>2051C</b>	7/8" x 7-1/4"	38
<b>2051D</b>	7/8" x 8-1/2"	38
<b>2053D</b>	1" x 8-1/2"	38
<b>2140</b>	3/4" x 8-1/2"	37
<b>2148</b>	13/16" x 9-1/4"	38



## STOCK PROFILE LISTING BY PAGE

<b>703</b>	1-3/4" x 1-1/2"	23
<b>704</b>	7/8" x 1-5/16"	23
<b>713</b>	13/16" x 1-1/4"	23
<b>2001</b>	1-13/16" x 2-3/4"	23
<b>2006</b>	1-5/16" x 2-1/4"	24
<b>2011</b>	1-5/16" x 2-1/8"	24
<b>2016</b>	1-3/4" x 1-1/2"	24

### PLINTH BLOCK Page

<b>337-4.5</b>	3/8" x 20" x 4-1/2"	92
<b>337-375</b>	1-3/8" x 20" x 3-3/4"	92
<b>338</b>	1-3/4" x 4-3/8"	39
<b>735</b>	1-15/16" x 4-7/16"	39
<b>736</b>	1-9/16" x 4-13/32"	39
<b>2002</b>	2-1/4" x 5-1/2"	39
<b>2007</b>	11/16" x 4-5/8"	39
<b>2012</b>	2" x 5-5/8" 2pc	41
<b>2013</b>	1-9/16" x 4-3/8"	40
<b>2017</b>	2" x 4-7/8" 2pc	41
<b>2030</b>	1-3/4" x 4-3/8"	40
<b>2030B</b>	1-3/4" x 5-1/8"	40
<b>2130</b>	1-1/2" x 4-7/8"	40

### CORNER BLOCK Page

<b>65</b>	7/8" x 3" x 3"	91
<b>66</b>	1" x 4-1/2" x 4-1/2"	91
<b>66A</b>	1" x 3-3/4" x 3-3/4"	91
<b>67</b>	1-3/8" x 4-1/2" x 4-1/2"	91
<b>68</b>	1-5/16" x 3" x 3"	91

### CROWN Page

<b>70</b>	3/4" x 5-1/4"	66
<b>70B</b>	3/4" x 7"	66
<b>70C</b>	7/8" x 8-1/2"	66
<b>71</b>	3/4" x 4-1/4"	66
<b>72</b>	3/4" x 3-1/2"	66
<b>72B</b>	3/4" x 4-1/4"	66
<b>72C</b>	3/4" x 5-1/4"	66
<b>73</b>	3/4" x 6-1/4"	67
<b>94</b>	3/4" x 3-1/2"	51
<b>94B</b>	1" x 4-15/16"	51
<b>507</b>	7/8" x 5-1/2"	67
<b>509</b>	7/8" x 3-11/16"	67
<b>523</b>	3/4" x 2-3/8"	68
<b>535</b>	3/4" x 3-1/2"	68
<b>552</b>	13/16" x 5-3/16"	68
<b>573</b>	1-1/4" x 5-1/2"	69
<b>577</b>	1-5/6" x 6-7/8"	69
<b>578</b>	1" x 4-3/4"	69
<b>2150</b>	7/8" x 6-1/2"	70
<b>2156</b>	7/8" x 6-1/2"	70

## STOCK PROFILE LISTING BY PAGE

### BOLECTION Page

<b>82</b>	1 3/4" x 4"	63
<b>83</b>	1-5/8" x 5-1/2"	63
<b>663</b>	1-5/8" x 5-1/2"	64

### APRON Page

<b>81</b>	1-5/16" x 3-1/4"	63
<b>85</b>	1-5/16" x 3-1/4"	63
<b>88</b>	1-1/4" x 3-1/4"	63
<b>89</b>	1-5/16" x 3-1/4"	63

### ARCHITRAVE Page

<b>331</b>	1-1/4" x 2-11/16"	91
<b>332</b>	1-3/4" x 2-3/4"	90
<b>L1</b>	1-3/4" x 4-3/4"	90

### COVE Page

<b>90</b>	1/2" x 1/2"	71
<b>91</b>	3/4" x 3/4"	71
<b>92</b>	1" x 1"	71
<b>93</b>	3/4" x 1-3/4"	71
<b>94</b>	3/4" x 3-1/2"	71
<b>94B</b>	1" x 4-15/16"	71
<b>95</b>	5/8" x 5/8"	71

### CAP MOULDS Page

<b>97</b>	9/16" x 1-1/8"	71
<b>98</b>	13/16" x 1-3/4"	71

### DOOR STOPS Page

<b>108</b>	7/16" x 1-5/8"	42
<b>109</b>	7/16" x 1-1/2"	42
<b>110</b>	3/8" x 1-3/8"	42
<b>111</b>	7/16" x 1-3/4"	42
<b>112</b>	3/8" x 1-1/2"	42
<b>112A</b>	3/8" x 1-3/4"	42
<b>113</b>	7/16" x 1-3/4"	42
<b>114</b>	3/8" x 1-1/2"	42
<b>116</b>	7/16" x 1-3/4"	42
<b>117</b>	1/2" x 2-1/2"	43

### PANEL MOULDS & BASE CAPS Page

<b>118</b>	7/16" x 3/4"	73
<b>119</b>	1/2" x 1-1/16"	73
<b>121</b>	11/16" x 1-3/8"	78
<b>122</b>	5/8" x 1-9/16"	73
<b>122A</b>	7/16" x 1-1/8"	73
<b>122B</b>	3/4" x 2-3/16"	73
<b>123</b>	9/16" x 1-3/4"	78
<b>124</b>	3/4" x 2-1/4"	73
<b>125</b>	1-1/16" x 1-1/2"	78
<b>126</b>	1/2" x 1-5/8"	74
<b>129</b>	3/8" x 1"	74

## STOCK PROFILE LISTING BY PAGE

<b>130</b>	1" x 1-1/4"	77
<b>130S</b>	7/8" x 1"	77
<b>131</b>	5/8" x 1"	77
<b>132</b>	1-1/4" x 1-5/8"	77
<b>133</b>	13/16" x 1-3/8"	77
<b>134</b>	3/8" x 11/16"	74
<b>327</b>	1/2" x 1-3/4"	74
<b>328</b>	7/16" x 1-5/16"	74
<b>329</b>	3/8" x 1-1/8"	91
<b>330</b>	5/8" x 2"	91
<b>333</b>	1/2" x 1-1/4"	76
<b>334</b>	7/16" x 1-1/4"	76
<b>335</b>	7/16" x 11/16"	76
<b>336</b>	7/16" x 11/16"	76
<b>607</b>	7/16" x 7/8	74
<b>608</b>	7/16" x 11/16"	74
<b>609</b>	7/16" x 1-1/4"	75
<b>610TL</b>	3/8" x 7/16"	75
<b>611TL</b>	3/8" x 7/16"	75
<b>612TL</b>	3/8" x 7/16"	75
<b>613TL</b>	3/8" x 7/16"	75
<b>620</b>	1/2" x 1-1/4"	75
<b>632</b>	3/4" x 1-1/2"	77

### PANEL MOULDS & BASE CAPS Page

<b>645</b>	11/16" x 2-1/2"	75
<b>648</b>	3/4" x 2-1/4"	76
<b>649</b>	3/4" x 1-3/4"	76
<b>651</b>	7/8" x 3"	77
<b>652</b>	7/8" x 3"	77
<b>666</b>	1/2" x 7/8"	76
<b>670</b>	13/16" x 1-1/2"	78
<b>671</b>	1-1/8" x 2"	78

### BED MOULD Page

<b>135</b>	5/8" x 2-3/4"	79
<b>136</b>	5/8" x 2-1/4"	79
<b>138</b>	5/8" x 1-5/8"	79

### QUATER ROUND Page

<b>141</b>	1" x 1"	79
<b>142</b>	3/4" x 3/4"	79
<b>143</b>	5/8" x 5/8"	79
<b>144</b>	1/2" x 1/2"	79

### TONGUE & GROOVE Page

<b>145</b>	3/8" x 3-1/8"	84
<b>145B</b>	1/2" x 5-1/2"	84
<b>145S</b>	3/8" x 3-1/8"	84
<b>146</b>	3/4" x 3-1/2"	84
<b>146A</b>	3/4" x 4-3/4"	84
<b>146B</b>	3/4" x 5-1/2"	84
<b>147B</b>	3/4" x 5-1/2" (1/8" gap)	85
<b>147C</b>	3/4" x 7-1/4" (1/8" gap)	85
<b>148B</b>	3/4" x 5-1/2" (1/2" gap)	85
<b>148C</b>	3/4" x 7-1/4" (1/2" gap)	85

## STOCK PROFILE LISTING BY PAGE

### INSPIRE SERIES Page

<b>INSP 01</b>	1/2" x 5"	86
<b>INSP 02</b>	1/2" x 5-7/16"	86
<b>INSP 03</b>	3/4" x 6-1/4"	86
<b>INSP 04</b>	3/4" x 7-1/8"	86
<b>INSP 05</b>	3/4" x 8-1/8"	86
<b>INSP 06</b>	3/4" x 8-9/16"	87
<b>INSP 07</b>	3/4" x 8-1/4"	87
<b>INSP 08</b>	3/4" x 7-7/8"	87
<b>INSP 09</b>	3/4" x 8-1/4"	87

### BATTEN Page

<b>150</b>	9/16" x 2-1/4"	79
<b>151</b>	3/4" x 1-5/8"	79

### SHINGLE MOULD Page

<b>152</b>	1-7/32" x 1-11/16"	80
<b>153</b>	1-5/16" x 2-3/8"	80
<b>154</b>	1-1/4" x 1-3/4"	80
<b>157</b>	3/4" x 1-1/4"	81
<b>158</b>	3/4" x 1-3/4"	81

### MULLION Page

<b>162</b>	3/8" x 1-5/8"	80
<b>164-1-1/8</b>	3/8" x 1-1/8"	80
<b>164-1-3/8</b>	3/8" x 1-3/8"	80
<b>165</b>	1/2" x 1-1/2"	80
<b>166</b>	3/8" x 1-1/4"	80

### PILASTER Page

<b>171</b>	3/4" x 6"	92
------------	-----------	----

### BAR RAIL Page

<b>179</b>	1-3/4" x 5-1/4"	90
------------	-----------------	----

### CHAIR RAIL Page

<b>181</b>	1" x 3-5/8"	81
<b>186</b>	3/4" x 3"	81
<b>187</b>	5/8" x 2-1/2"	81
<b>189</b>	1" x 2-1/2"	81
<b>189A</b>	1-5/16" x 2-1/2"	82
<b>2180</b>	7/8" x 3-1/8"	82
<b>2188</b>	13/16" x 3-1/8"	82

### GLASS BEAD Page

<b>190</b>	1/2" x 9/16"	82
<b>191</b>	3/8" x 3/8"	82

### SHELF EDGE Page

<b>195</b>	3/8" x 3/4"	82
<b>197</b>	1/4" x 3/4"	82

### CORNER GUARD Page

<b>200</b>	1-5/16" x 1-5/16"	83
<b>201</b>	1-1/8" x 1-1/8"	83
<b>MCE204</b>	3/4" x 3/4"	90

## STOCK PROFILE LISTING BY PAGE

HALF ROUND		Page
<b>205</b>	3/4" x 1-1/2"	91
<b>205A</b>	1" x 2"	91
<b>205B</b>	1-1/4" x 2-1/2"	91
<b>205C</b>	1-1/2" x 3"	91
<b>205D</b>	1-3/4" x 3-1/2"	91
<b>206</b>	1/2" x 1"	91
<b>207</b>	3/8" x 3/4"	91

BASE SHOE		Page
<b>208</b>	1/2" x 3/4"	43
<b>209</b>	1/2" x 7/8"	43
<b>210</b>	1/2" x 3/4"	43
<b>216</b>	1/2" x 1-5/8"	43

ASTRAGAL		Page
<b>211</b>	3/4" x 1-3/4"	80
<b>212</b>	3/4" x 1-3/8"	80
<b>213</b>	7/16" x 3/4"	80
<b>215</b>	1-1/4" x 2-7/16"	80

STOOL		Page
<b>226</b>	1-5/16" x 2-3/4"	62
<b>227</b>	1-5/16" x 2-3/4"	62
<b>228</b>	1-1/16" x 2-1/4"	62
<b>229</b>	1-1/16" x 3-1/4"	62
<b>230</b>	1-1/16" x 4-1/4"	62
<b>231</b>	1-1/16" x 5-1/4"	62
<b>232</b>	1-1/16" x 7-3/4"	62
<b>233</b>	1-5/8" x 2-3/4"	62
<b>234</b>	1-5/16" x 2-3/8"	62
<b>MK</b>	1-3/4" x 3-1/2"	62

PICTURE		Page
<b>225</b>	11/16" x 1-3/4"	90

HANDRAIL		Page
<b>903</b>	1-5/8" x 2-3/4"	92
<b>904</b>	1-5/8" x 2-3/4"	92
<b>930</b>	1/4" x 1-5/16"	92

D4S		Page
<b>D412X2</b>	1/2" x 1-1/2"	12
<b>D412X3</b>	1/2" x 2-1/2"	12
<b>D412X4</b>	1/2" x 3-1/2"	12
<b>D412X6</b>	1/2" x 5-1/2"	12
<b>D4x1</b>	3/4" x 3/4"	12
<b>D41x2</b>	3/4" x 1-1/2"	12
<b>D41x3</b>	3/4" x 2-1/2"	12
<b>D41x4</b>	3/4" x 3-1/2"	12

## STOCK PROFILE LISTING BY PAGE

<b>D41x5</b>	3/4" x 4-1/2"	12
<b>D41x6</b>	3/4" x 5-1/2"	12
<b>D41x8</b>	3/4" x 7-1/4"	12
<b>D41x10</b>	3/4" x 9-1/4"	12
<b>D41x12</b>	3/4" x 11-1/4"	12
<b>D4125x4</b>	1-1/4" x 3-1/2"	12
<b>D4125x6</b>	1-1/4" x 5-1/2"	12
<b>D4125x8</b>	1-1/4" x 7-1/4"	12
<b>D42x2</b>	1-1/2" x 1-1/2"	12
<b>D42x4</b>	1-1/2" x 3-1/2"	12
<b>D42x6</b>	1-1/2" x 5-1/2"	12
<b>D42x8</b>	1-1/2" x 7-1/4"	12
<b>D42x10</b>	1-1/2" x 9-1/4"	12
<b>D42x12</b>	1-1/2" x 11-1/4"	12

JAMBS		Page
<b>4.625</b>	3/4" x 4-5/8"	12
<b>4.875</b>	3/4" x 4-7/8"	12
<b>6.625</b>	3/4" x 6-5/8"	12
<b>6.875</b>	3/4" x 6-7/8"	12
<b>5.5Rab</b>	1-1/2" x 5-1/2" rabbeted for 1-3/4" door	12

MDF PROFILES		Page
<b>2700FJP</b>	1" x 3" Stocked In Finger-Joint Pine	93
<b>MDF8031</b>	3/4" x 3-1/2" Casing	93
<b>MDF8954</b>	3/4" x 3-1/2" Casing	93
<b>MDF8095</b>	1/2" x 5-1/4" Baseboard	93
<b>MDF8235</b>	5/8" x 7-1/8" Baseboard	93
<b>MDF8915</b>	1/2" x 7-1/4" Baseboard	93

# DRESSED FOUR SIDES (D4S)

# CASINGS

Brenlo is one of the largest suppliers of stock & custom D4S. We have an in-stock program of 1/2", 3/4", 1-1/4" & 1-1/2" thicknesses in a wide variety of widths and species.

## DRESSED FOUR SIDES SQUARE STOCK:

**1/2 x 2   1/2 x 3   1/2 x 4   1/2 x 6**

(1/2" x 1-1/2") (1/2" x 2-1/2") (1/2" x 3-1/2") (1/2" x 5-1/2")

1/2"

**1 x 2   1 x 3   1 x 4   1 x 6   1 x 8**

(3/4" x 1-1/2") (3/4" x 2-1/2") (3/4" x 3-1/2") (3/4" x 5-1/2") (3/4" x 7-1/4")

**1 x 10   1 x 12**

(3/4" x 9-1/4") (3/4" x 11-1/4")

3/4"

**5/4 x 4   5/4 x 6   5/4 x 8**

(1-1/4" x 3-1/2") (1-1/4" x 5-1/2") (1-1/4" x 7-1/4")

1-1/4"

**2 x 2   2 x 4   2 x 6   2 x 8**

(1-1/2" x 1-1/2") (1-1/2" x 3-1/2") (1-1/2" x 5-1/2") (1-1/2" x 7-1/4")

**2 x 10   2 x 12**

(1-1/2" x 9-1/4") (1-1/2" x 11-1/4")

1-1/2"

## STOCK AVAILABLE SPECIES

D4S      W/W   Oak   Pine   Maple   Mahog   Walnut   W.Oak   Rift W. Oak NEW

D412X2	1/2" x 1-1/2"	.	.	.	.	.	.	.	.
D412X3	1/2" x 2-1/2"	.	.	.	.	.	.	.	NEW
D412X4	1/2" x 3-1/2"	.	.	.	.	.	.	.	.
D412X6	1/2" x 5-1/2"	.	.	.	.	.	.	.	.
D41x2	3/4" x 1-1/2"	.	.	.	.	.	.	.	.
D41x3	3/4" x 2-1/2"	.	.	.	.	.	.	.	.
D41x4	3/4" x 3-1/2"	.	.	.	.	.	.	.	.
D41x5	3/4" x 4-1/2"	.	.	.	.	.	.	.	.
D41x6	3/4" x 5-1/2"	.	.	.	.	.	.	.	.
D41x8	3/4" x 7-1/4"	.	.	.	.	.	.	.	.
D41x10	3/4" x 9-1/4"	.	.	.	.	.	.	.	.
D41x12	3/4" x 11-1/4"	.	.	.	.	.	.	.	.
D4125x4	1-1/4" x 3-1/2"	.	.	.	.	.	.	.	.
D4125x6	1-1/4" x 5-1/2"	.	.	.	.	.	.	.	.
D4125x8	1-1/4" x 7-1/4"	.	.	.	.	.	.	.	NEW
D42x2	1-1/2" x 1-1/2"	.	.	.	.	.	.	.	.
D42x4	1-1/2" x 3-1/2"	.	.	.	.	.	.	.	.
D42x6	1-1/2" x 5-1/2"	.	.	.	.	.	.	.	.
D42x8	1-1/2" x 7-1/4"	.	.	.	.	.	.	.	.
D42x10	1-1/2" x 9-1/4"	.	.	.	.	.	.	.	.
D42x12	1-1/2" x 11-1/4"	.	.	.	.	.	.	.	.

JAMBS      W/W   Oak   Pine   Maple   Mahog   Walnut

4.625	3/4" x 4-5/8"	.	.	.	.	.	.
4.875	3/4" x 4-7/8"	.	.	.	.	.	.
6.625	3/4" x 6-5/8"	.	.	.	.	.	.
6.875	3/4" x 6-7/8"	.	.	.	.	.	.
5.5Rab	1-1/2" x 5-1/2"	.	.	.	.	.	rabbeted for 1-3/4" door

## EDGE BEVELLED WITH RELIEF GROOVES ONE SIDE

### BEVELED JAMB STOCK:

3/4" x 4-5/8" For 2 x 4 & 1/2" Drywall

3/4" x 4-7/8" For 2 x 4 & 5/8" Drywall

3/4" x 6-5/8" For 2 x 6 & 1/2" Drywall

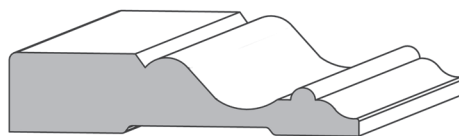
3/4" x 6-7/8" For 2 x 6 & 5/8" Drywall

### SINGLE RABBETED JAMBS:

1-1/2" X 5-1/2"

(Rabbet size 1/2" X 1-13/16")

For walls up to 5-1/2" wide.



**1A** - 3/4" (20mm) x 3-1/2" (89mm)

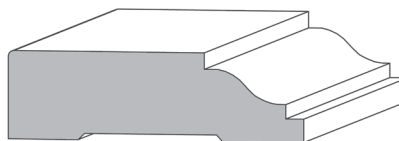
Corresponding Baseboard #42B or #42C

SPECIES: W/W OAK WALNUT

**1** - 3/4" (20mm) x 2-3/4" (70mm)

Corresponding Baseboard #42 or #42B

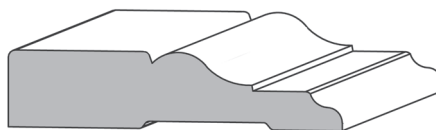
SPECIES: W/W OAK MAPLE PINE



**4** - 7/8" (22mm) x 3" (76mm)

Corresponding Baseboard #349 or #53

SPECIES: W/W



**7** - 3/4" (20 mm) x 3-1/2" (89mm)

Corresponding Baseboard #349 or #349B

SPECIES: W/W

**7A** - 3/4" (20 mm) x 2-3/4" (70mm)

Corresponding Baseboard #349 or #349A

SPECIES: W/W



**11** - 3/4" (20mm) x 3 1/2" (89mm)

Corresponding Baseboard #311

SPECIES: W/W EZ BEND

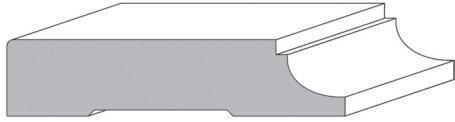


**19** - 3/4" (20 mm) x 4-1/4" (120mm)

Corresponding Baseboard #353B

SPECIES: W/W

# CASINGS

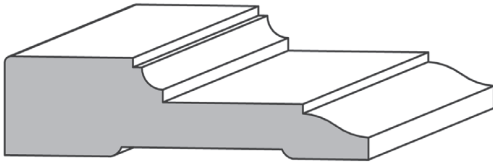


**20** - 3/4" (20 mm) x 2-3/4" (70mm)  
Corresponding Baseboard #354  
SPECIES: W/W PINE

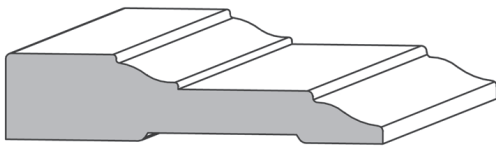
**20B** - 3/4" (20 mm) x 3-1/2" (89mm)  
Corresponding Baseboard #354  
SPECIES: W/W



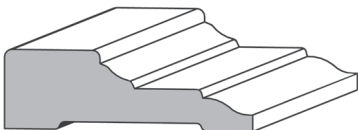
**22** - 3/4" (20 mm) x 3-1/2" (89mm)  
Corresponding Baseboard #53 or 1 x 8  
SPECIES: W/W



**23** - 3/4" (20 mm) x 3-1/16" (78mm)  
Corresponding Baseboard #358  
SPECIES: W/W

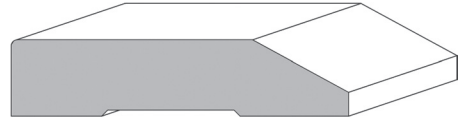


**25A** - 3/4" (20 mm) x 3-1/2" (89mm)  
Corresponding Baseboard #25C  
SPECIES: W/W OAK PINE WALNUT

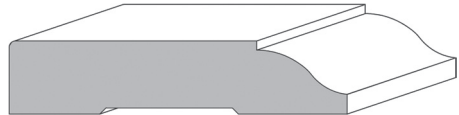


**25S** - 3/4" (20 mm) x 2-1/2" (64mm)  
Corresponding Baseboard #25B  
SPECIES: W/W

# CASINGS



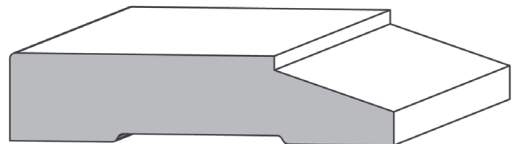
**101** - 3/4" (20 mm) x 3-1/2" (89mm)  
Corresponding Baseboard #306, #307, #307C  
SPECIES: W/W



**102** - 3/4" (20 mm) x 3-1/2" (89mm)  
Corresponding Baseboard #302C  
SPECIES: W/W

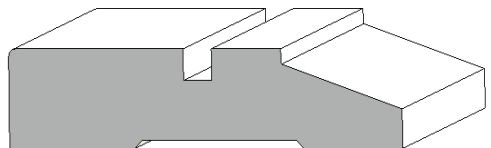


**103** - 3/4" (20 mm) x 3-1/2" (89mm)  
Corresponding Baseboard #306 or D4S 1 x 8  
SPECIES: W/W



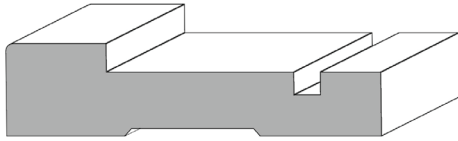
**106** - 3/4" (20 mm) x 3-1/2" (89mm)  
Corresponding Baseboard #306, #307 or #307c  
SPECIES: W/W OAK PINE MAPLE MAHOGANY WALNUT  
EZ BEND

**106A** - 3/4" (20 mm) x 2-3/4" (70mm)  
Corresponding Baseboard #307  
SPECIES: W/W

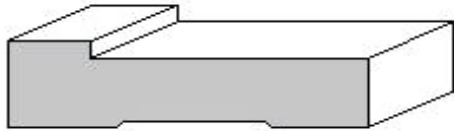


**106GR** - 3/4" (20 mm) x 3-1/2" (89mm)  
Corresponding Baseboard #307GR  
SPECIES: W/W

# CASINGS



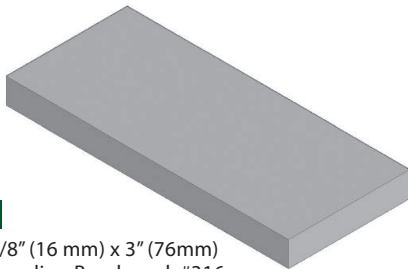
**413** - 3/4" (20 mm) x 3-1/2" (89mm)  
Corresponding Baseboard: #313  
SPECIES: W/W



**414** - 1" (25 mm) x 3-1/2" (89mm)  
Corresponding Baseboard: #314  
SPECIES: W/W

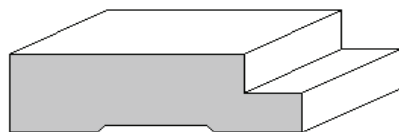


**415** - 3/4" (20 mm) x 3-1/2" (89mm)  
Corresponding Baseboard: #315  
SPECIES: W/W



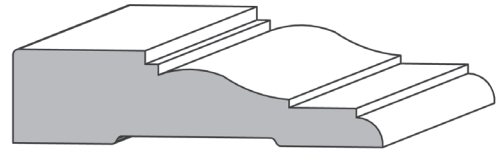
**NEW**

**416** - 5/8" (16 mm) x 3" (76mm)  
Corresponding Baseboard: #316  
SPECIES: W/W



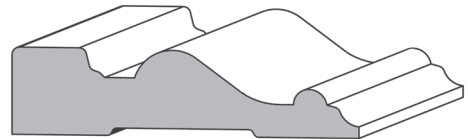
**420** - 3/4" (20 mm) x 2-1/2" (64mm)  
Corresponding Baseboard: #320  
SPECIES: W/W

# CASINGS

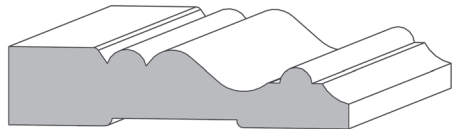


**700** - 7/8" (22 mm) x 3-1/2" (89mm)  
Corresponding Baseboard #900, #900C, #900D  
SPECIES: W/W MAHOGANY WALNUT EZ BEND

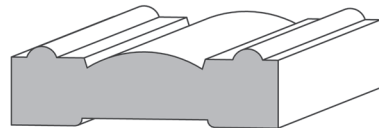
**700B** - 7/8" (22 mm) x 3" (76mm)  
SPECIES: W/W



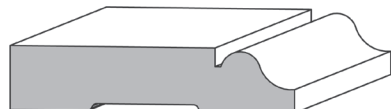
**800** - 7/8" (22 mm) x 3-1/2" (89mm)  
Corresponding Baseboard #352B  
SPECIES: W/W OAK



**810** - 3/4" (20 mm) x 3-1/2" (89mm)  
Corresponding Baseboard #820  
SPECIES: W/W



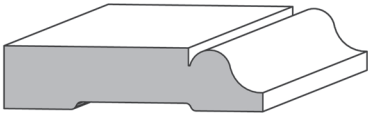
**888** - 3/4" x 2-3/4" (70mm)  
Corresponding Baseboard #42B or #349  
SPECIES: W/W



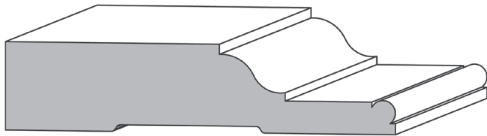
**2000** - 11/16" (18 mm) x 3-1/8" (79mm)  
Corresponding Backband #2001  
SPECIES: W/W

# CASINGS

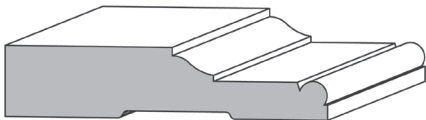
# ONE-PIECE QUICK INSTALL



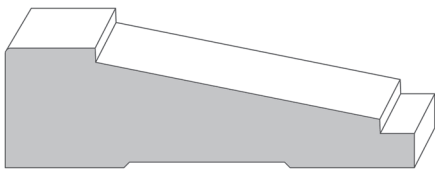
**2005** - 5/8" (16 mm) x 2-5/8" (67mm)  
Corresponding Backband #2006  
SPECIES: W/W



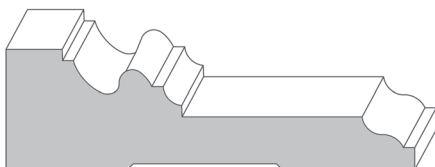
**2010** - 1" (25 mm) x 4-1/2" (114mm)  
SPECIES: W/W



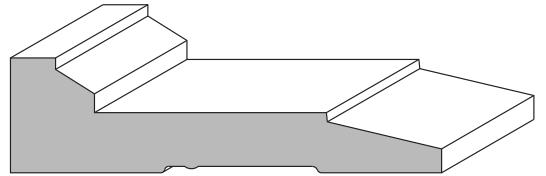
**2015** - 3/4" (19 mm) x 3-1/2" (89mm)  
SPECIES: W/W



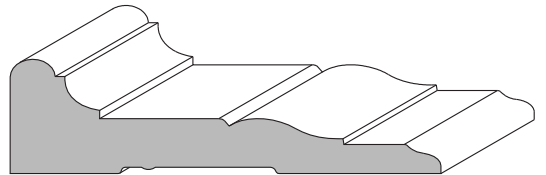
**2100** - 1-5/16" (33mm) x 4-1/2" (114mm)  
SPECIES: W/W



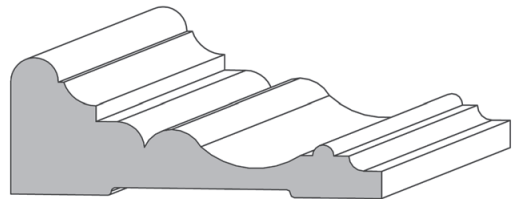
**2108** - 1-5/16" (33mm) x 4-1/2" (114mm)  
SPECIES: W/W



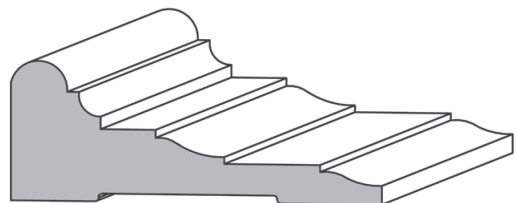
**106S** - 1-1/16" (27mm) x 4-1/32" (103mm)  
SPECIES: W/W



**400S** - 1-1/16" (27 mm) x 4" (103mm)  
SPECIES: W/W

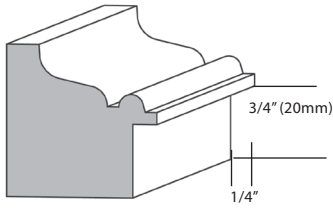


**500** - 1-1/8" (29 mm) x 3" (76mm)  
Corresponding Baseboard #42B  
SPECIES: W/W

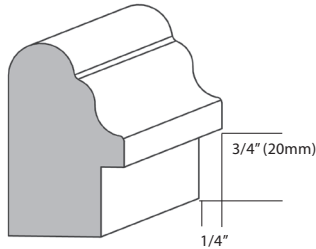


**600** - 1-1/8" (29 mm) x 3" (76mm)  
Corresponding Baseboard #25B  
SPECIES: W/W

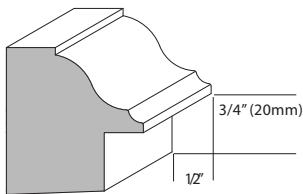
# BACKBANDS



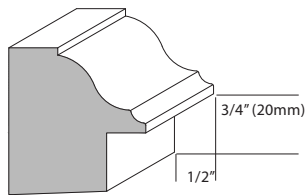
**30** - 1-5/8" (41mm) x 1-5/8" (41mm)  
Corresponding Casing #20  
SPECIES: W/W WALNUT



**32A** - 1-1/4" (32mm) x 2-1/32" (52mm)  
Corresponding Casing #1A  
SPECIES: W/W

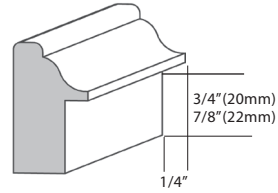


**33** - 1-3/4" (44mm) x 1 7/8" (47mm) 3/4" (20mm) Rabbet  
Corresponding Casing #102  
SPECIES: W/W



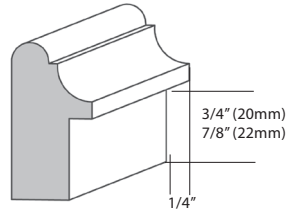
**33A** - 1-5/8" (41mm) x 1-11/16" (47mm) 3/4" (20mm) Rabbet  
Corresponding Casing #102  
SPECIES: W/W

# BACKBANDS



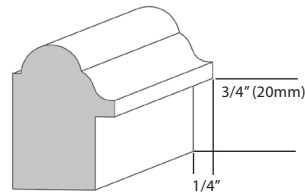
**34** - 13/16" (21mm) x 1-3/8" (35mm)  
SPECIES: W/W OAK PINE MAPLE WALNUT

**34Ext.** - 13/16" (21mm) x 1-1/2" (38mm) 7/8" (22mm) Rabbet  
SPECIES: W/W

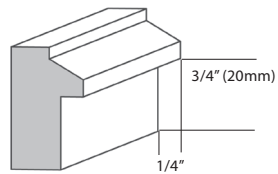


**35** - 7/8" (22mm) x 1-5/8" (41mm)  
SPECIES: W/W OAK

**35Ext.** - 7/8" (22mm) x 1-3/4" (44mm) 7/8" (22mm) Rabbet  
SPECIES: W/W OAK PINE WALNUT  
EZ BEND



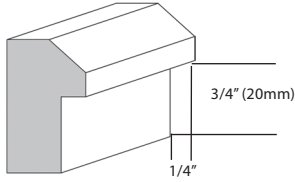
**36** - 1-3/32" (28mm) x 1-5/8" (41mm)  
Corresponding Casing #7  
SPECIES: W/W



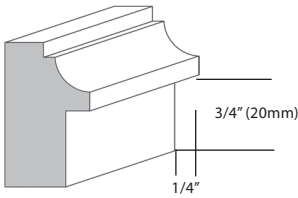
**37** - 3/4" (19mm) x 1-5/16" (33mm)  
Corresponding Casing #106, #107  
SPECIES: W/W OAK PINE MAPLE MAHOGANY WALNUT  
EZ BEND



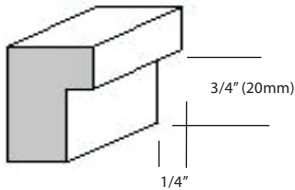
# BACKBANDS



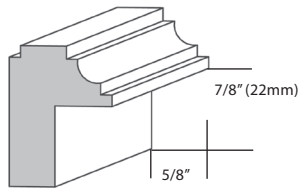
**38** - 13/16" (21mm) x 1-3/8" (35mm)  
Corresponding Casing #101  
SPECIES: W/W



**39** - 7/8" (22mm) x 1-1/2" (38mm)  
Corresponding Casing #25A  
SPECIES: W/W

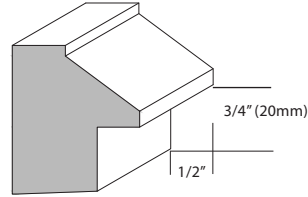


**40** - 13/16" (21mm) x 1-1/4" (33mm)  
Corresponding Casing #415  
SPECIES: W/W

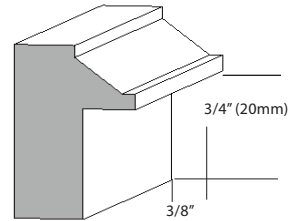


**701** - 1-1/8" (29mm) x 1-1/2" (38mm)  
Corresponding Casing #700  
SPECIES: W/W

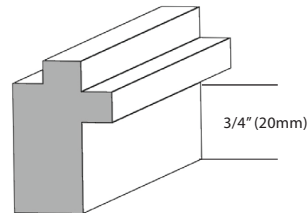
# BACKBANDS



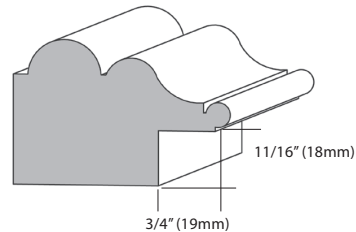
**703** - 1-3/4" (44mm) x 1 1/2" (38mm) 3/4" (20mm) Rabbet  
Corresponding Casing #106, #107  
SPECIES: W/W



**704** - 7/8" (22mm) x 1-5/16" (33mm)  
Corresponding Casing #106, #101  
SPECIES: W/W

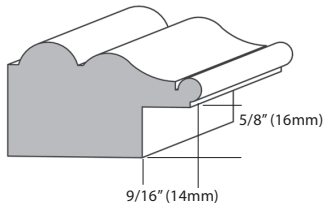


**713** - 13/16" (21mm) x 1-1/4" (33mm)  
3/4" (20mm) Rabbet  
Corresponding Casing #413  
SPECIES: W/W

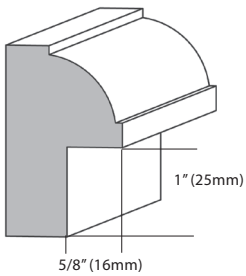


**2001** - 1-13/16" (46mm) x 2-3/4" (70mm)  
Corresponding Casing #2000  
SPECIES: W/W

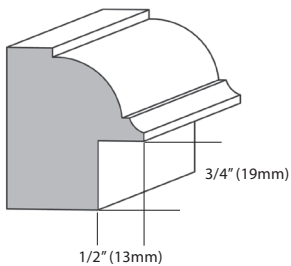
# BACKBANDS



**2006** - 1-5/16" (33mm) x 2-1/4" (57mm)  
Corresponding Casing #2005  
SPECIES: W/W

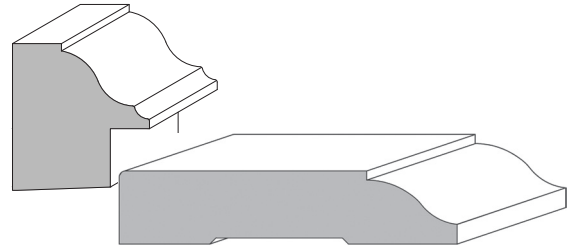


**2011** - 1-5/16" (33mm) x 2-1/8" (54mm)  
Corresponding Casing #2010  
SPECIES: W/W

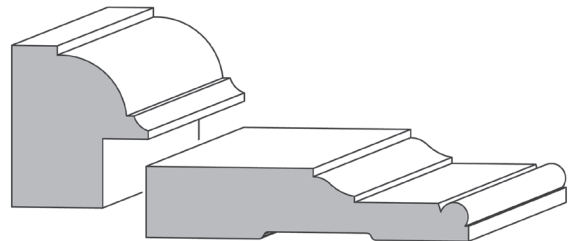


**2016** - 1-3/4" (44mm) x 1-1/2" (38mm)  
Corresponding Casing #2015  
SPECIES: W/W

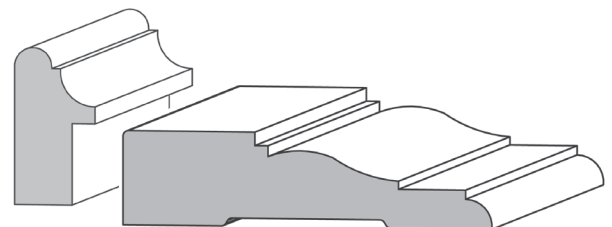
# CASINGS / BACKBAND COMBINATIONS



**33A** - 1-5/8" (41mm) x 1-11/16" (47mm) 3/4" (20mm) Rabbet  
**102** - 3/4" (20 mm) x 3-1/2" (89mm)  
Corresponding Baseboard #302C  
33A - SPECIES: W/W  
102 - SPECIES: W/W

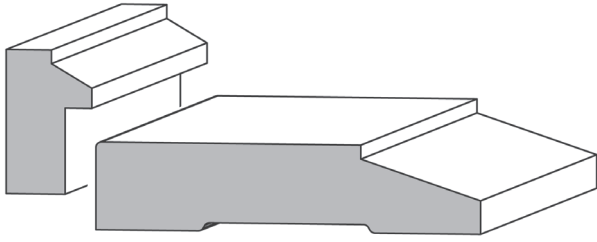


**2016** - 1-3/4" (44mm) x 1-1/2" (38mm)  
**2015** - 3/4" (19 mm) x 3-1/2" (89mm)  
Corresponding Baseboard #310  
2016- SPECIES: W/W  
2015 - SPECIES: W/W



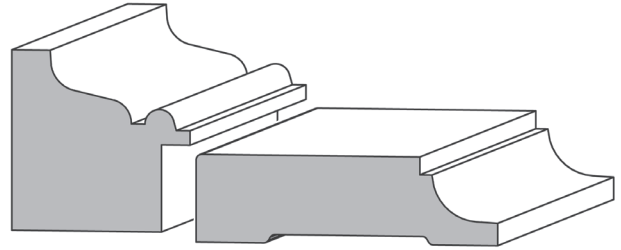
**35 - Ext.** - 7/8" (22mm) x 1-3/4" (44mm) (22mm) Rabbet  
**700** - 7/8" (22 mm) x 3-1/2" (89mm)  
Corresponding Baseboard #900, #900C, #900D  
**700B** - 7/8" (22 mm) x 3" (76mm)  
35-EXT - SPECIES: W/W OAK PINE MAHOGANY WALNUT  
EZ BEND  
700 - SPECIES: W/W OAK MAPLE MAHOGANY WALNUT  
700B - SPECIES: W/W

# CASINGS / BACKBAND COMBINATIONS

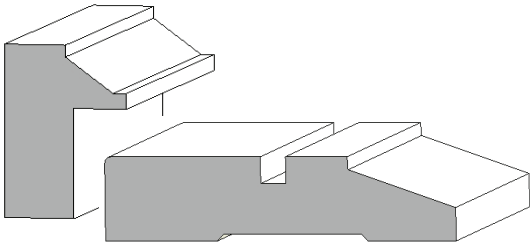


**37** - 3/4" (19mm) x 1-5/16" (33mm) (20mm Rabbet)  
**106** - 3/4" (20 mm) x 3-1/2" (89mm)  
 Corresponding Baseboard #306, #307 or #307c  
 37 - SPECIES: W/W OAK PINE MAPLE MAHOGANY WALNUT  
 EZ BEND  
 106 - SPECIES: W/W OAK PINE MAPLE MAHOGANY WALNUT  
 EZ BEND

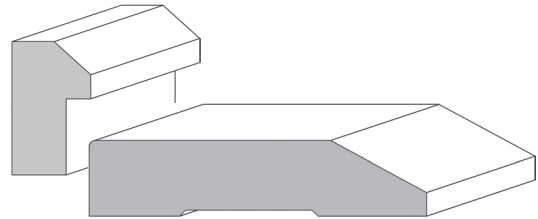
# CASINGS / BACKBAND COMBINATIONS



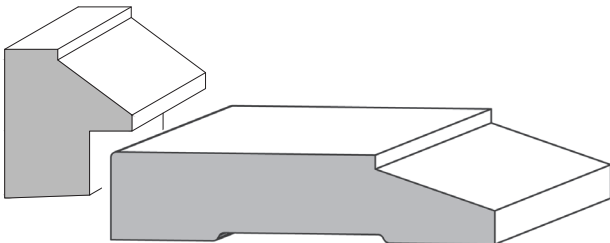
**30** - 1-5/8" (41 mm) x 1-5/8" (41 mm) (20mm Rabbet)  
**20** - 3/4" (20mm) x 2-3/4" (70mm)  
 Corresponding Baseboard #354  
 30 - SPECIES: W/W WALNUT  
 20 - SPECIES: W/W PINE



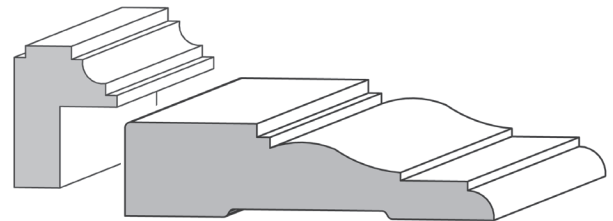
**704** - 7/8" (22mm) x 1-5/16" (33mm) 3/4" (20mm) Rabbet  
**106GR** - 3/4" (20mm) x 3-1/2" (89mm)  
 Corresponding Baseboard #307GR  
 704 - SPECIES: W/W  
 106GR - SPECIES: W/W



**38** - 13/16" (21mm) x 1-3/8" (35mm)  
**101** - 3/4" (20 mm) x 3-1/2" (89mm)  
 Corresponding Baseboard #306, #307, #307C  
 38 - SPECIES: W/W  
 101 - SPECIES: W/W

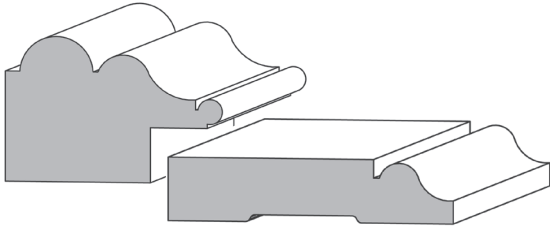


**703** - 1-3/4" (44mm) x 1 1/2" (38mm) 3/4" (20mm) Rabbet  
**106** - 3/4" (20 mm) x 3-1/2" (89mm)  
 Corresponding Baseboard #307C, #307  
 703 - SPECIES: W/W  
 106 - SPECIES: W/W OAK PINE MAPLE MAHOGANY WALNUT

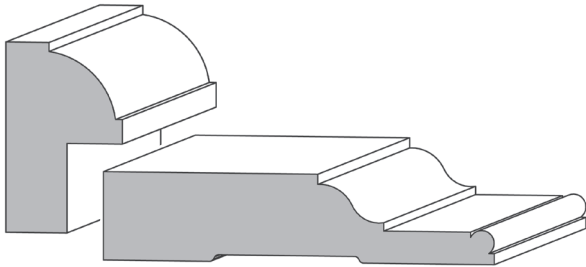


**701** - 1-1/8" (29mm) x 1-1/2" (38mm)  
**700** - 7/8" (22 mm) x 3-1/2" (89mm)  
 Corresponding Baseboard #900, #900C, #900D  
**700B** - 7/8" (22 mm) x 3" (76mm)  
 701 - SPECIES: W/W  
 700 - SPECIES: W/W OAK MAPLE MAHOGANY WALNUT  
 700B - SPECIES: W/W

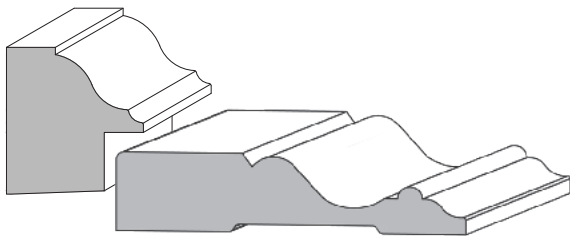
# CASINGS / BACKBAND COMBINATIONS



**2001** - 1-13/16" (46mm) x 2-3/4" (70mm)  
**2000** - 11/16" (18 mm) x 3-1/8" (79mm)  
 Corresponding Baseboard #2051D, #2051C  
 2001 - SPECIES: W/W  
 2000 - SPECIES: W/W

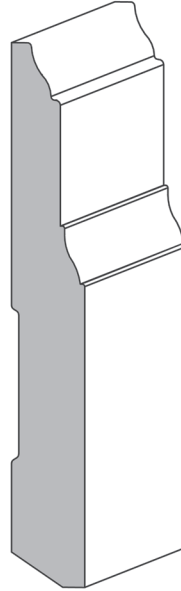


**2011** - 1-5/16" (33mm) x 2-1/8" (54mm)  
**2010** - 1" (25 mm) x 4-1/2" (114mm)  
 Corresponding Baseboard #2053D  
 2011 SPECIES: W/W  
 2010 SPECIES: W/W

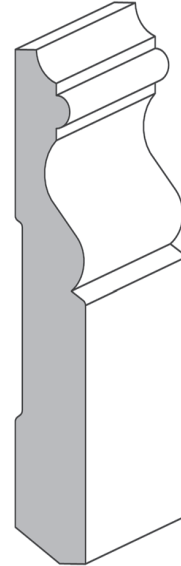


**33A** - 1-5/8" (41mm) x 1-11/16" (47mm) 3/4" (20mm) Rabbet  
**1A** - 3/4" (20mm) x 3-1/2" (89mm)  
 Corresponding Baseboard #42B or #42C  
 33A- SPECIES: W/W  
 1A- SPECIES: W/W OAK WALNUT

# BASEBOARDS

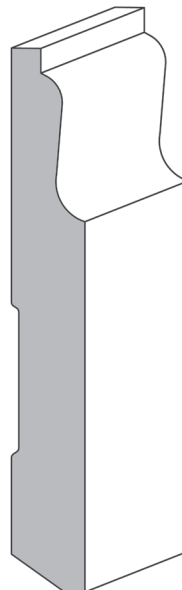


**25C** - 3/4" (19 mm) x 7-1/4" (184mm)  
**25B** - 3/4" (19 mm) x 5-1/2" (140mm)  
 Corresponding Casing #25S or #25A  
 25C - SPECIES: W/W MAPLE WALNUT  
 25B - SPECIES: W/W



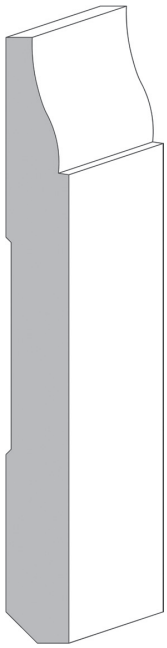
**42C** - 3/4" (19 mm) x 7-1/4" (184mm)  
**42A** - 3/4" (19 mm) x 6-1/2" (165mm)  
**42B** - 3/4" (19 mm) x 5-1/2" (140mm)  
**42** - 3/4" (19 mm) x 4-1/2" (114mm)  
 Corresponding Casing #1 or #1A

42C - SPECIES: W/W WALNUT  
 42A - SPECIES: W/W  
 42B - SPECIES: W/W OAK PINE MAPLE  
 42 - SPECIES: W/W OAK PINE MAPLE




**53** - 3/4" (19 mm) x 5-1/2" (140mm)  
 Corresponding Casing #4, #22 or #23  
 SPECIES: W/W

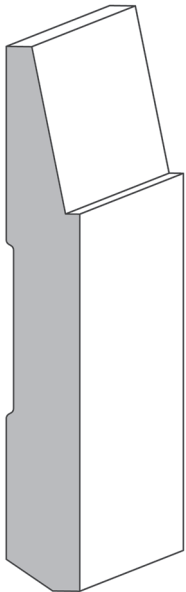
# BASEBOARDS



**302C** - 3/4" (19 mm) x 7-1/4" (184mm)  
Corresponding Casing #102  
SPECIES: W/W



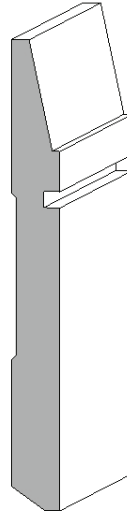
**306** - 3/4" (19 mm) x 7-1/4" (184mm)  
Corresponding Casing #101 &  
Corresponding Backband #38  
SPECIES: W/W PINE



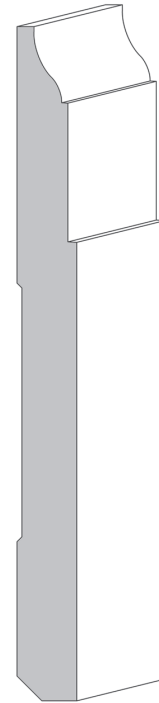
**307C** - 3/4" (19 mm) x 7-1/4" (184mm)  
**307** - 3/4" (19 mm) x 5-1/2" (140mm)  
**307E** - 3/4" (19mm) x 9-1/4" (235mm)  
Corresponding Casing #106 or #106A

307C - SPECIES: W/W OAK MAPLE  
EZ BEND MAHOGANY WALNUT  
307 - SPECIES: W/W MAPLE  
307E - SPECIES: W/W

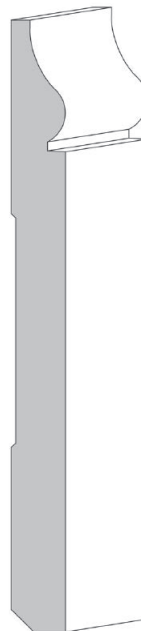
# BASEBOARDS



**307GR** - 3/4" (20mm) x 7-1/4" (184mm)  
Corresponding Casing #106GR  
SPECIES: W/W

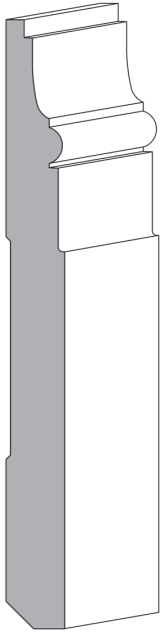


**308** - 3/4" (19 mm) x 8-1/2" (216mm)  
Corresponding Casing #102 and  
Corresponding Backband #33  
SPECIES: W/W

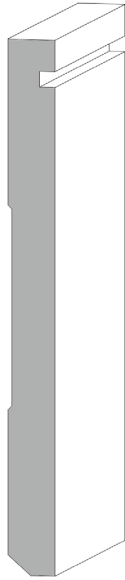


**309** - 3/4" (19 mm) x 8-1/2" (216mm)  
Corresponding Casing #2005  
Corresponding Backband #2006  
SPECIES: W/W

# BASEBOARDS



**310** - 13/16" (21mm) x 8-1/2" (216mm)  
Corresponding Casing #2015 & Backband #2016  
SPECIES: W/W

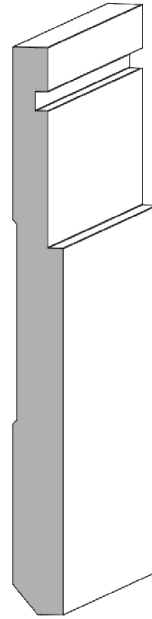


**311** - 3/4" (20 mm) x 7-1/4" (184mm)  
Corresponding Casing #11  
SPECIES: W/W, EZ BEND

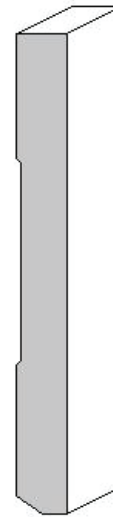


**NEW**  
**311A** - 3/4" (20mm) x 5-1/2" (140mm)  
Corresponding Casing #11  
SPECIES: W/W


# BASEBOARDS



**313** - 3/4" (19mm) x 7-1/4" (184mm)  
Corresponding Casing #413  
SPECIES: W/W




**314** - 3/4" (19mm) x 5-1/2" (140mm)  
Corresponding Casing #414 & Backband #40  
SPECIES: W/W



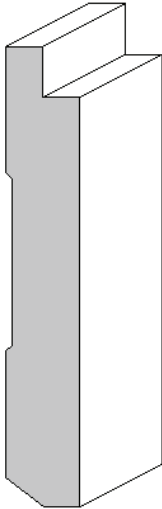
**315** - 3/4" (19 mm) x 7-1/4" (184mm)  
Corresponding Casing #415 Backband #40  
SPECIES: W/W

# BASEBOARDS




**NEW**

**316** - 5/8" (16mm) x 5" (127mm)  
Corresponding Casing #416  
SPECIES: W/W



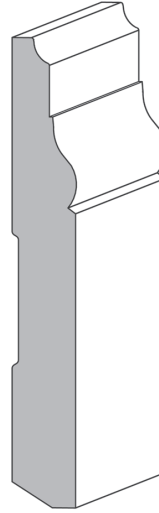
**320** - 3/4" (19mm) x 4-1/2" (114mm)  
Corresponding Casing #420  
SPECIES: W/W



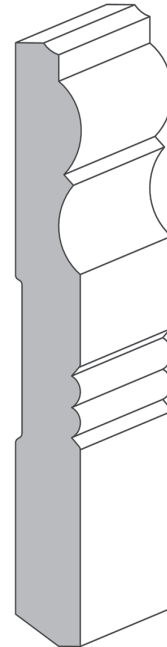
**NEW**

**320C** - 3/4" (19mm) x 7-1/4" (184mm)  
Corresponding Casing #420  
SPECIES: W/W

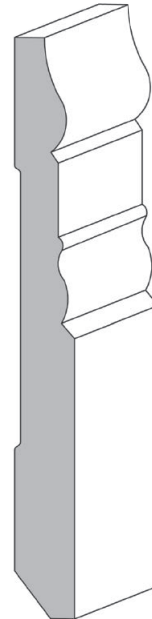
# BASEBOARDS



**349B** - 3/4" (19 mm) x 7-1/4" (184mm)  
**349** - 3/4" (19 mm) x 5-1/2" (140mm)  
**349A** - 3/4" (19 mm) x 4-7/8" (124mm)  
Corresponding Casing #7A or #7  
349A - SPECIES: W/W  
349B - SPECIES: W/W EZ BEND WALNUT  
349 - SPECIES: W/W

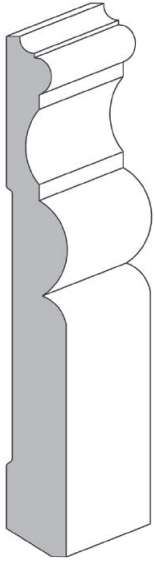


**353B** - 3/4" (19 mm) x 7-1/4" (184mm)  
Corresponding Casing #19  
SPECIES: W/W

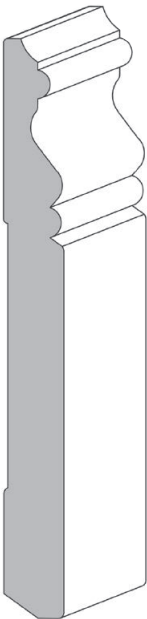
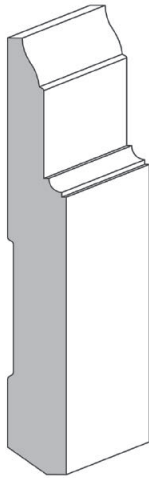


**354** - 3/4" (19 mm) x 7-1/4" (184mm)  
Corresponding Casing #20  
Corresponding Backband #30  
SPECIES: W/W

# BASEBOARDS



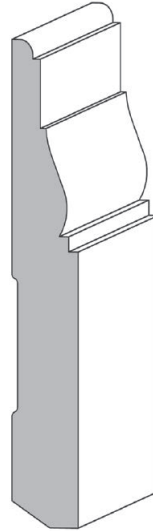
**352B** - 3/4" (19 mm) x 7-1/4" (184mm)  
**352** - 3/4" (19 mm) x 6-1/2" (165mm)  
 Corresponding Casing #1A or #800  
 352 - SPECIES: W/W  
 352B - SPECIES: W/W OAK EZ BEND



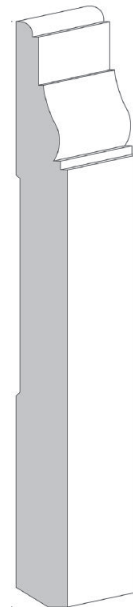
**820** - 3/4" (19mm) x 7-1/4" (184mm)  
 Corresponding Casing #810  
 SPECIES: W/W

**358** - 3/4" (19 mm) x 5-1/2" (140mm)  
 Corresponding Casing #23 and Backband #30  
 SPECIES: W/W

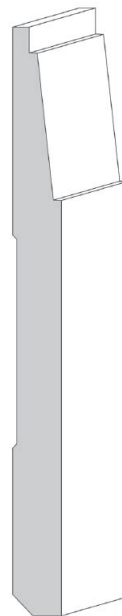
# BASEBOARDS



**900D** - 7/8" (22 mm) x 8-1/2" (216mm)  
**900C** - 7/8" (22 mm) x 7-1/4" (184mm)  
**900** - 7/8" (22 mm) x 5-1/2" (140mm)  
 Corresponding Casing #700 or #700B  
 900D/900C - SPECIES: W/W EZ BEND  
 900 - SPECIES: W/W




**910** - 13/16" (21mm) x 9-1/4" (235mm)  
 Corresponding Casing #700 or #700B  
 SPECIES: W/W



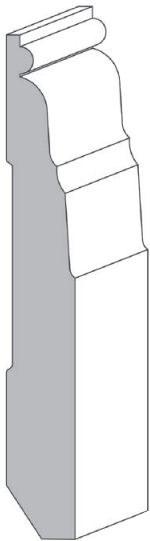
**2140** - 3/4" (19mm) x 8-1/2" (216mm)  
 Corresponding Casing #2100  
 SPECIES: W/W OAK



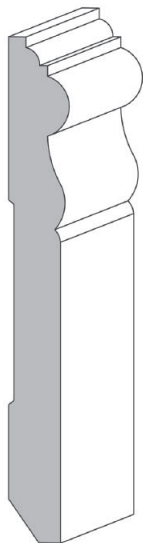
# BASEBOARDS



**2148** - 13/16" (21mm) x 9-1/4" (235mm)  
Corresponding Casing #2108  
SPECIES: W/W

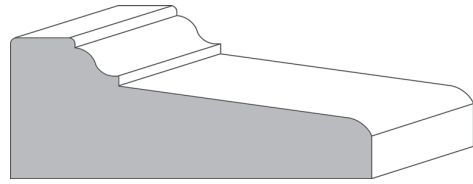


**2053D** - 1" (25mm) x 8-1/2" (216mm)  
Corresponding Casing #2010 or #2015  
SPECIES: W/W

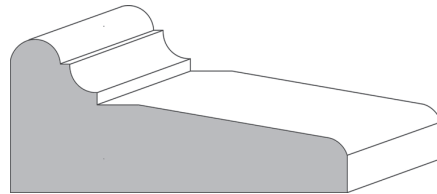


**2051D** - 7/8" (22 mm) x 8-1/2" (216mm)  
**2051C** - 7/8" (22 mm) x 7-1/4" (184mm)  
Corresponding Casing #2000, #2005  
2051D - SPECIES: W/W EZ BEND  
2051C - SPECIES: W/W

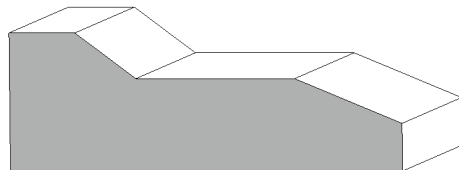
# PLINTH BLOCKS



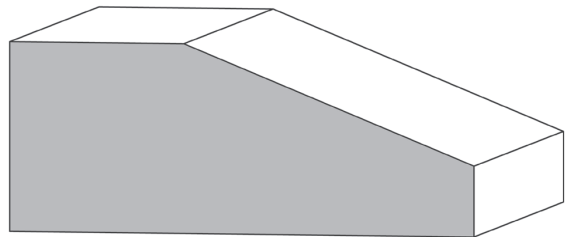
**338** - 1-3/4" (44mm) x 4-3/8" (111mm)  
Accommodates 3-1/2" Casing & Backband #34  
SPECIES: W/W



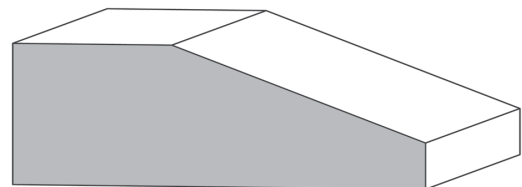
**735** - 1-15/16" (49mm) x 4-7/16" (113mm)  
Accommodates 3-1/2" Casing & Backband #35  
SPECIES: W/W



**736** - 1-9/16" (40mm) x 4-13/32" (111mm)  
SPECIES: W/W



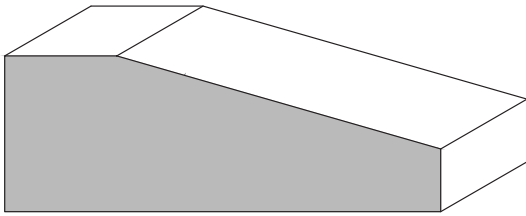
**2002** - 2-1/4" (57mm) x 5-1/2" (140mm)  
Accommodates Casing #2000 & Backband #2001  
SPECIES: W/W



**2007** - 1-11/16" (43mm) x 4-5/8" (117mm)  
Accommodates Casing #2005 & Backband #2006  
SPECIES: W/W

# PLINTH BLOCKS

# TWO-PIECE PLINTH BLOCKS



**2013** - 1-9/16" (43mm) x 4-3/8" (117mm)

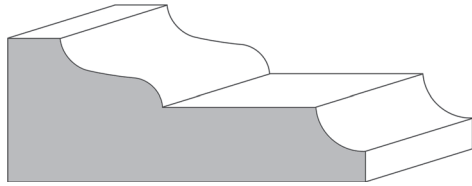
Accommodations:

Option 1: Casing #101 & Backband #38

Option 2: Casing #102 & Backband #34

Option 3: Casing #106 & Backband #37

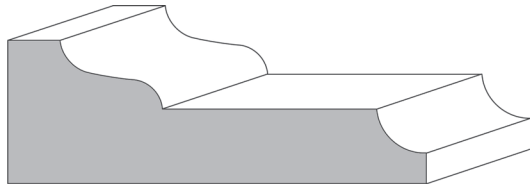
SPECIES: W/W



**2030** - 1-3/4" (44mm) x 4-3/8" (111mm)

Accommodates 2-3/4" Casing & Backband #30

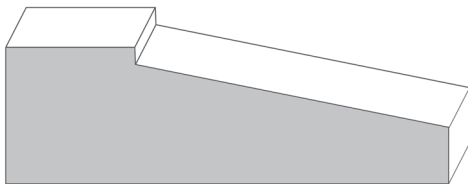
SPECIES: W/W



**2030B** - 1-3/4" (44mm) x 5-1/8" (130mm)

Accommodates 3-1/2" Casing & Backband #30

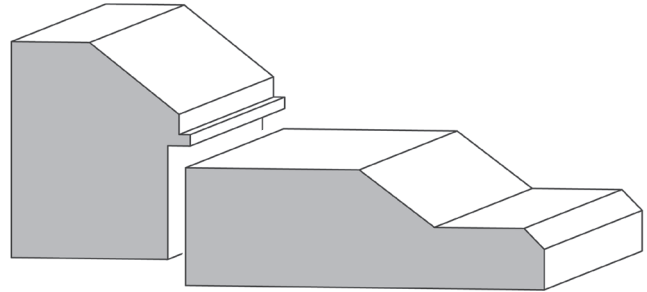
SPECIES: W/W



**2130** - 1-1/2" (38mm) x 4-7/8" (124mm)

Accommodates Casing #2100

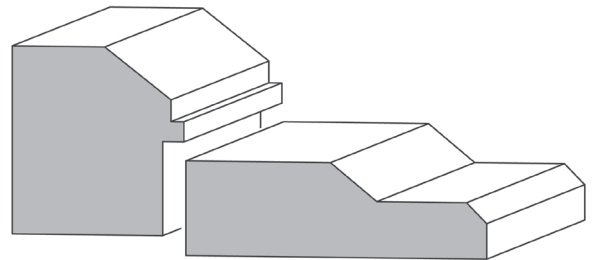
SPECIES: W/W



**2012** - 2-3/8" (60mm) x 5-5/8" (143mm)

Accommodates Casing #2010 & Backband #2011

SPECIES: W/W



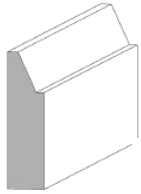
**2017** - 2" (51mm) x 4-7/8" (124mm)

Accommodates Casing #2015 & Backband #2016

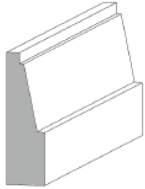
SPECIES: W/W

\*Plinth Block runs in lineal foot lengths and are designed to be cut to length at job site.

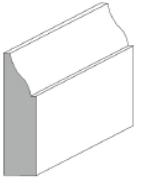
# DOOR STOPS / BASE SHOES



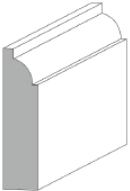
**108** - 7/16" (11mm) x 1-5/8" (41mm)  
SPECIES: W/W OAK PINE MAPLE MAHOGANY  
WALNUT EZ BEND



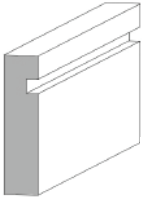
**109** - 7/16" (11mm) x 1-1/2" (38mm)  
SPECIES: W/W



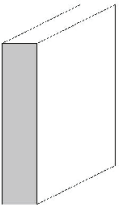
**110** - 3/8" (10mm) x 1-3/8" (35mm)  
SPECIES: W/W OAK PINE MAPLE  
MAHOGANY WALNUT EZBEND



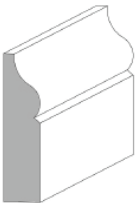
**111** - 7/16" (11mm) x 1-3/4" (44mm)  
SPECIES: W/W



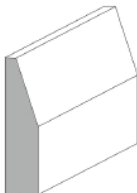
**112** - 3/8" (10mm) x 1-1/2" (38mm)  
SPECIES: W/W EZ BEND



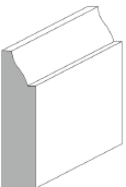
**112A** - 3/8" (10mm) x 1-3/4" (44mm)  
SPECIES: W/W EZ BEND



**113** - 7/16" (11mm) x 1-3/4" (44mm)  
SPECIES: W/W OAK MAPLE MAHOGANY  
WALNUT EZ BEND

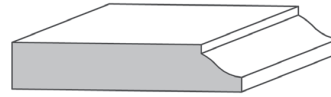


**114** - 3/8" (10mm) x 1-1/2" (38mm)  
SPECIES: W/W



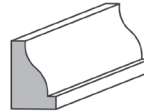
**116** - 7/16" (11mm) x 1-3/4" (44mm)  
SPECIES: W/W OAK EZ BEND

# DOOR STOPS / BASE SHOES

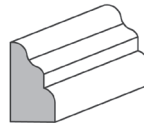


**117** - 1/2" (13mm) x 2-1/2" (64mm)  
SPECIES: W/W PINE

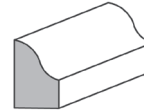
## BASE SHOES



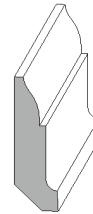
**208** - 1/2" (13mm) x 3/4" (19mm)  
SPECIES: W/W OAK PINE MAPLE WALNUT  
EZ BEND



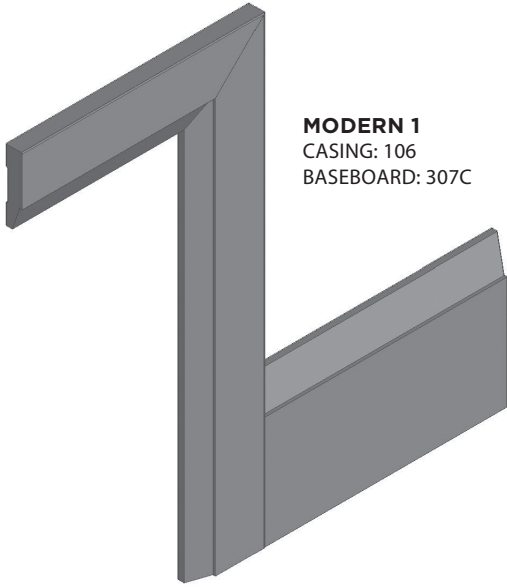
**209** - 1/2" (13mm) x 7/8" (22mm)  
SPECIES: W/W



**210** - 1/2" (13mm) x 3/4" (19mm)  
SPECIES: W/W




**216** - 1/2" (13mm) x 1-5/8" (41mm)  
SPECIES: W/W



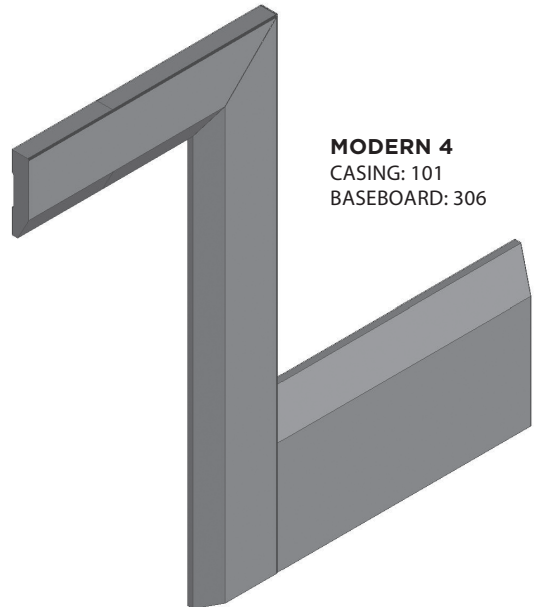
**MODERN 1**  
CASING: 106  
BASEBOARD: 307C



**MODERN 3**  
CASING: 106  
BASEBOARD: 314



**MODERN 2**  
CASING: 106A  
BASEBOARD: 307



**MODERN 4**  
CASING: 101  
BASEBOARD: 306



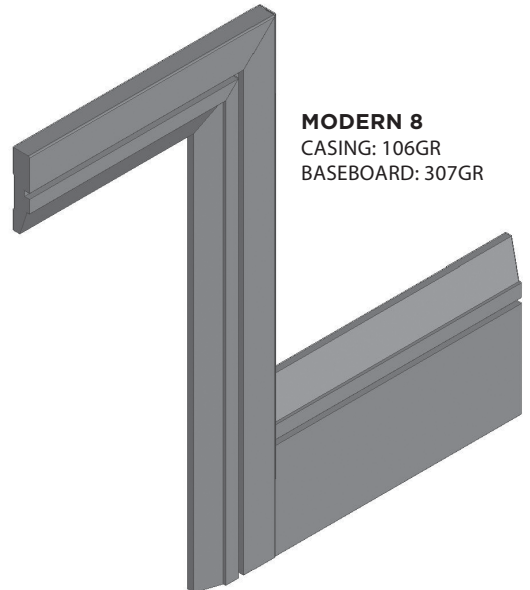
**MODERN 5**  
CASING: 11  
BASEBOARD: 311




**MODERN 7**  
CASING: 413  
BASEBOARD: 313



**MODERN 6**  
CASING: 11  
BASEBOARD: 311



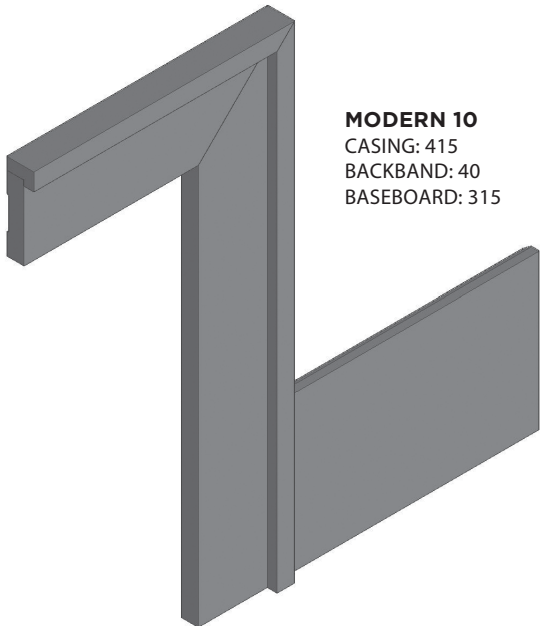
**MODERN 8**  
CASING: 106GR  
BASEBOARD: 307GR



**MODERN 9**  
CASING: 415  
BASEBOARD: 315



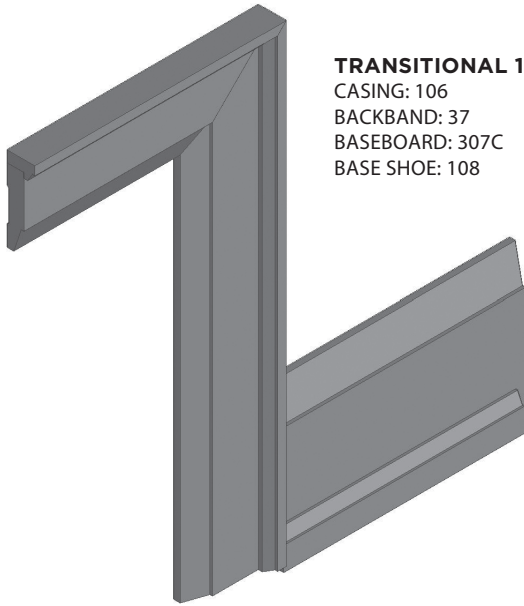
**MODERN 11**  
CASING: 414  
BASEBOARD: 314



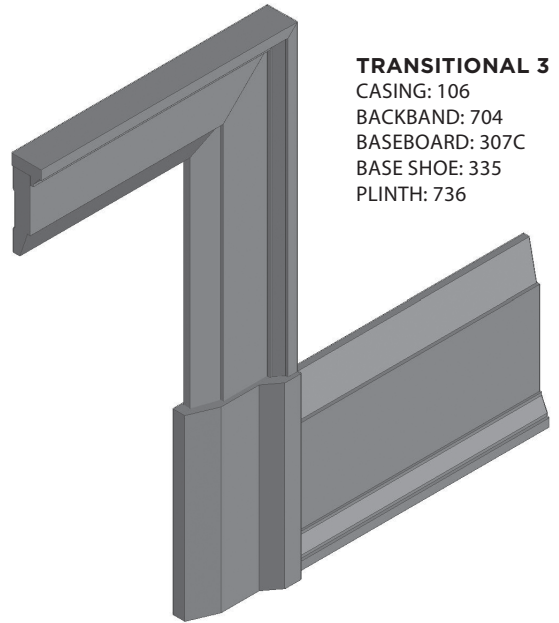
**MODERN 10**  
CASING: 415  
BACKBAND: 40  
BASEBOARD: 315



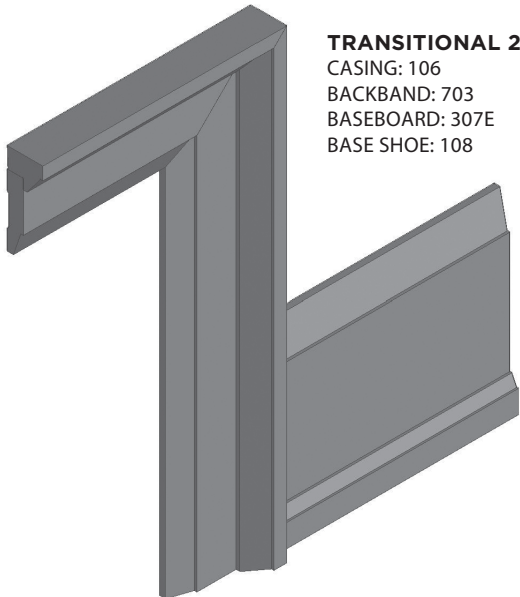
**MODERN 12**  
CASING: 420  
BASEBOARD: 320



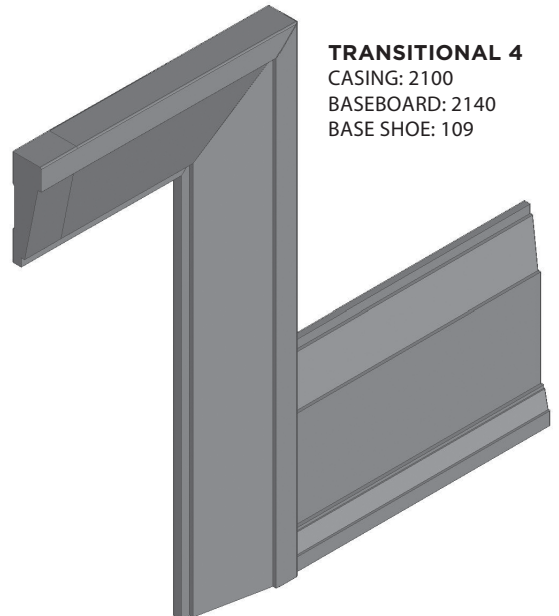
**TRANSITIONAL 1**  
CASING: 106  
BACKBAND: 37  
BASEBOARD: 307C  
BASE SHOE: 108



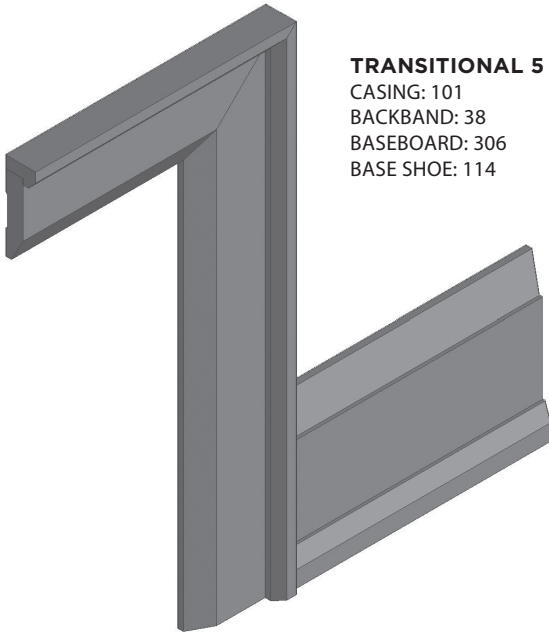
**TRANSITIONAL 3**  
CASING: 106  
BACKBAND: 704  
BASEBOARD: 307C  
BASE SHOE: 335  
PLINTH: 736



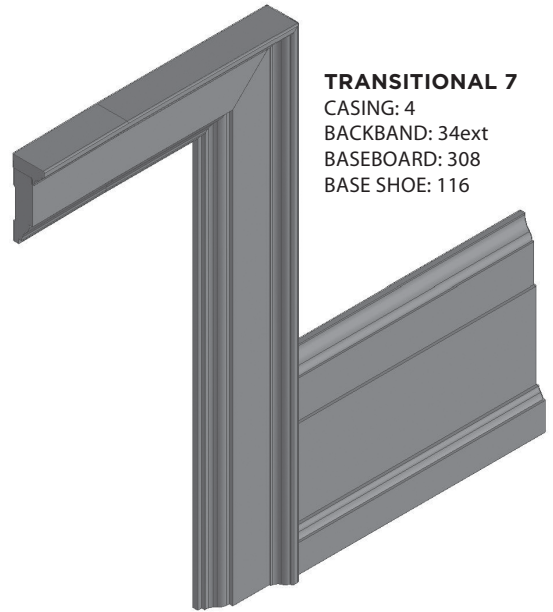
**TRANSITIONAL 2**  
CASING: 106  
BACKBAND: 703  
BASEBOARD: 307E  
BASE SHOE: 108



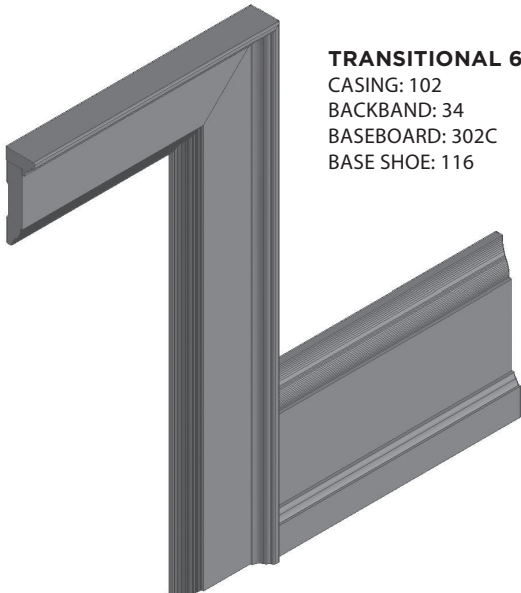
**TRANSITIONAL 4**  
CASING: 2100  
BASEBOARD: 2140  
BASE SHOE: 109



**TRANSITIONAL 5**  
CASING: 101  
BACKBAND: 38  
BASEBOARD: 306  
BASE SHOE: 114



**TRANSITIONAL 7**  
CASING: 4  
BACKBAND: 34ext  
BASEBOARD: 308  
BASE SHOE: 116

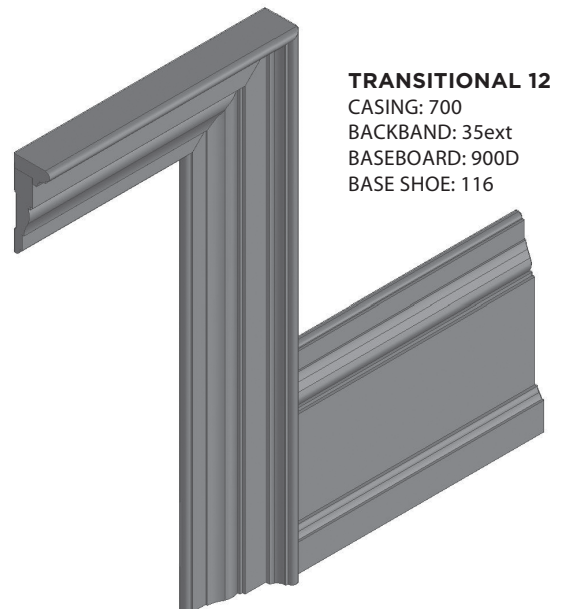
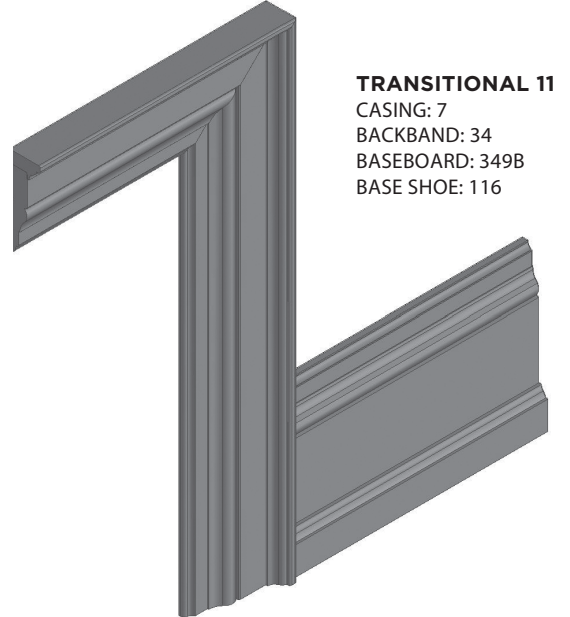
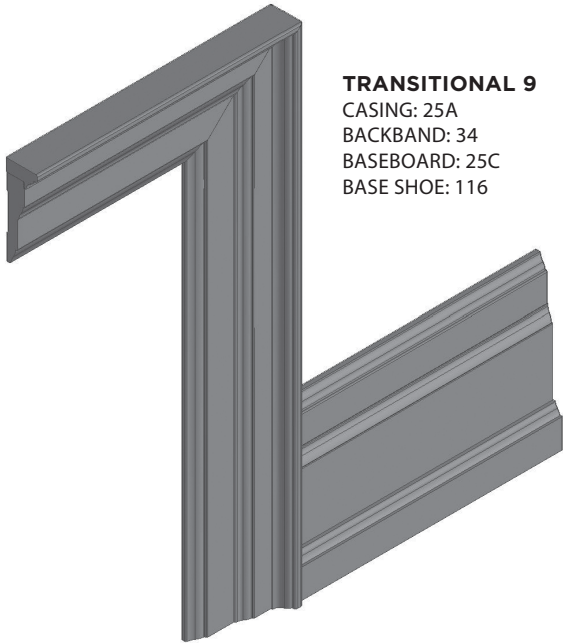


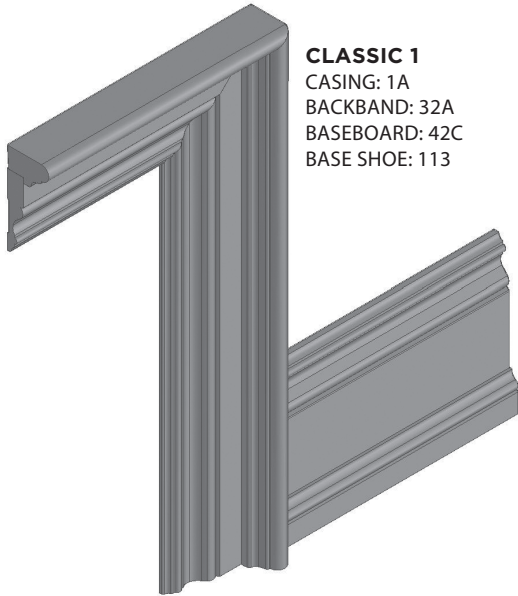
**TRANSITIONAL 6**  
CASING: 102  
BACKBAND: 34  
BASEBOARD: 302C  
BASE SHOE: 116




**TRANSITIONAL 8**  
CASING: 20B  
BACKBAND: 39  
BASEBOARD: 314  
BASE SHOE: 157



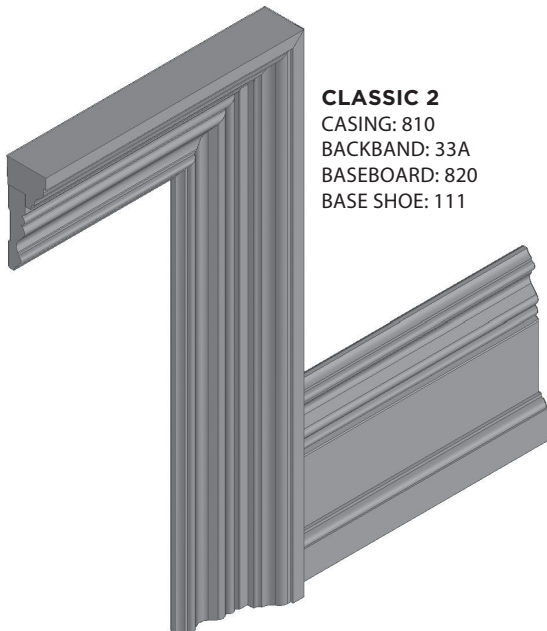




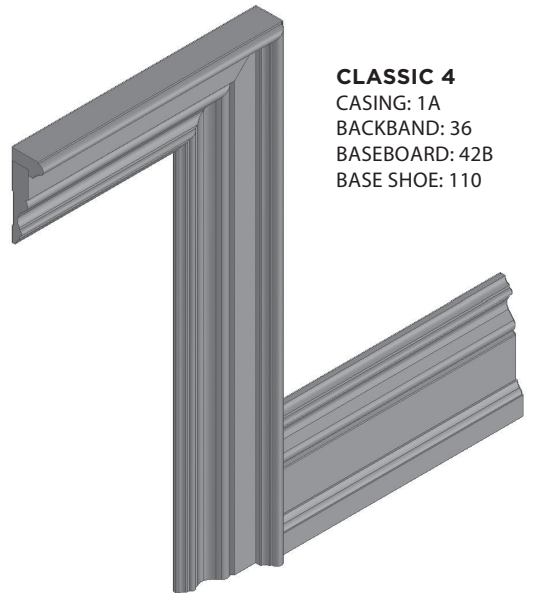
**CLASSIC 1**  
CASING: 1A  
BACKBAND: 32A  
BASEBOARD: 42C  
BASE SHOE: 113



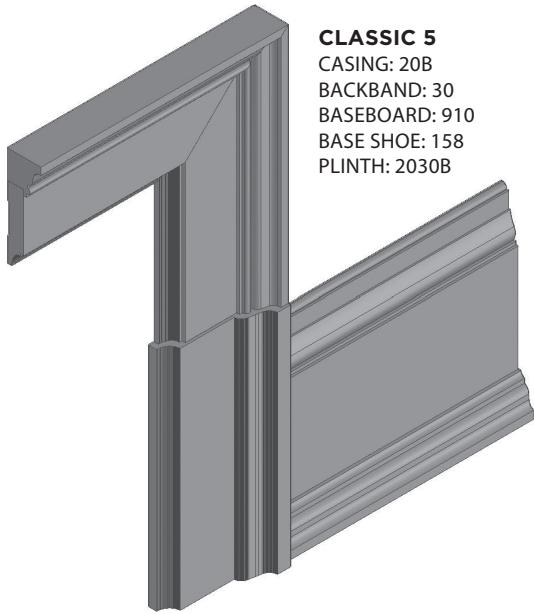
**CLASSIC 3**  
CASING: 800  
BACKBAND: 35ext  
BASEBOARD: 352B  
BASE SHOE: 113  
PLINTH: 735



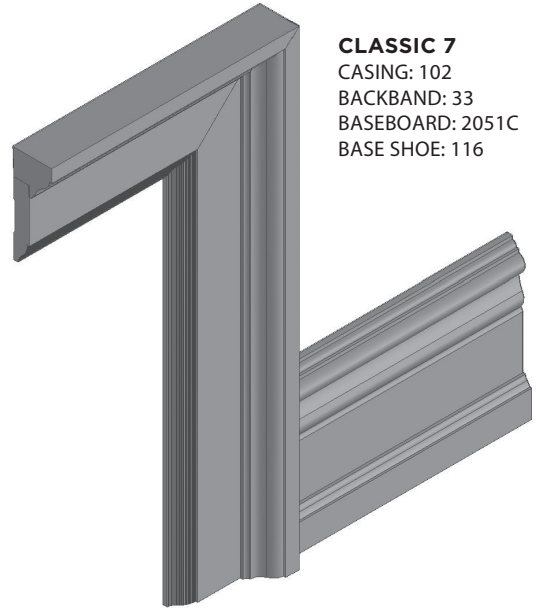
**CLASSIC 2**  
CASING: 810  
BACKBAND: 33A  
BASEBOARD: 820  
BASE SHOE: 111



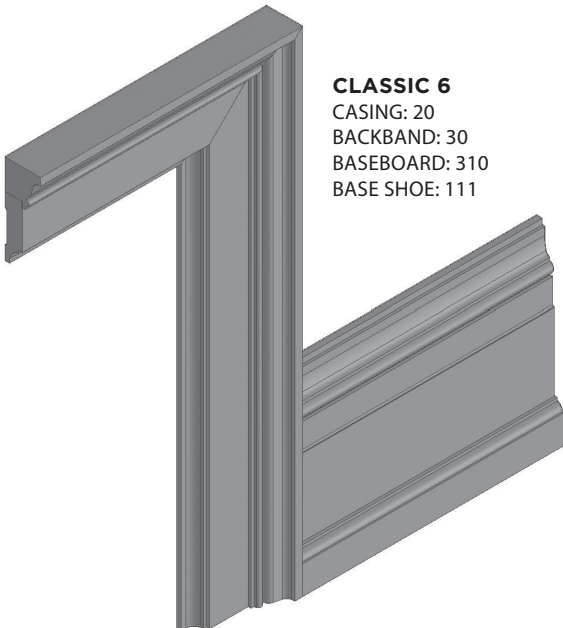
**CLASSIC 4**  
CASING: 1A  
BACKBAND: 36  
BASEBOARD: 42B  
BASE SHOE: 110



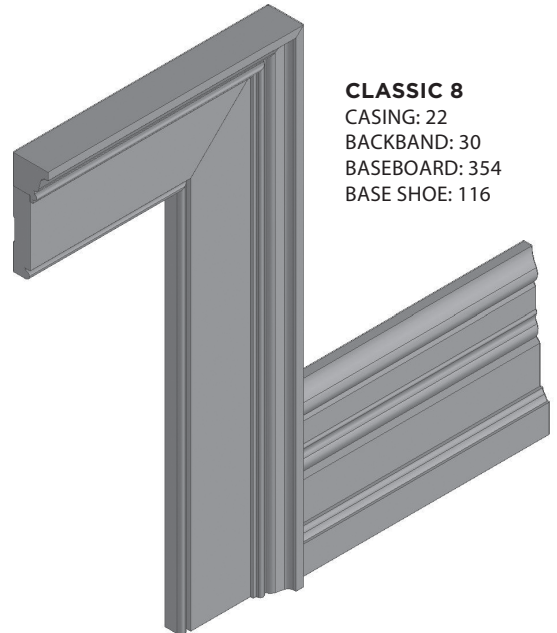
**CLASSIC 5**  
CASING: 20B  
BACKBAND: 30  
BASEBOARD: 910  
BASE SHOE: 158  
PLINTH: 2030B



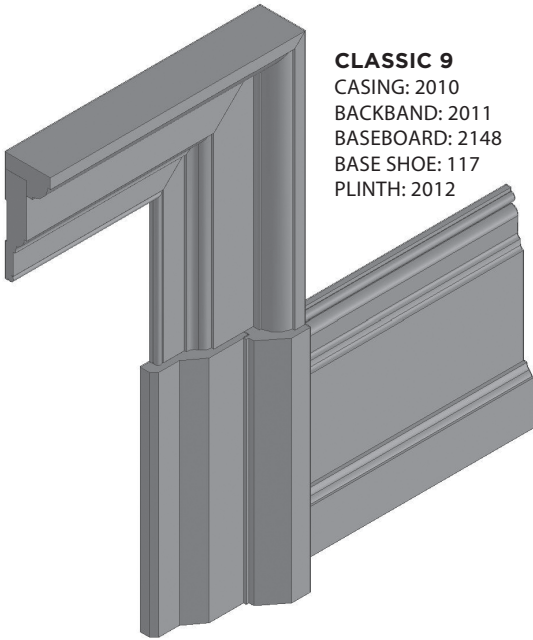
**CLASSIC 7**  
CASING: 102  
BACKBAND: 33  
BASEBOARD: 2051C  
BASE SHOE: 116



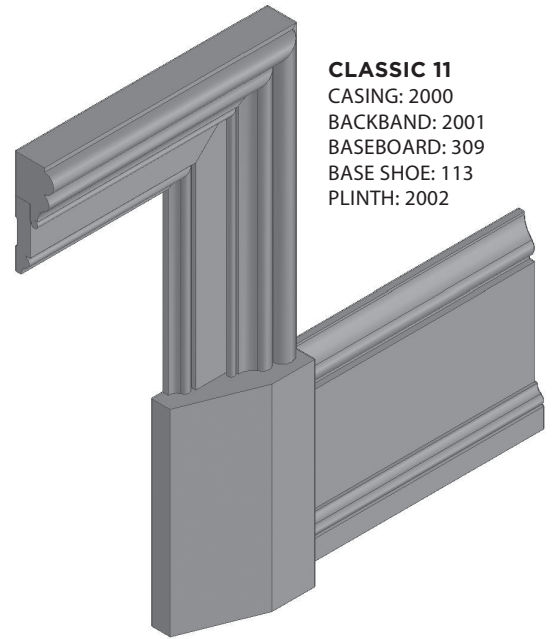
**CLASSIC 6**  
CASING: 20  
BACKBAND: 30  
BASEBOARD: 310  
BASE SHOE: 111



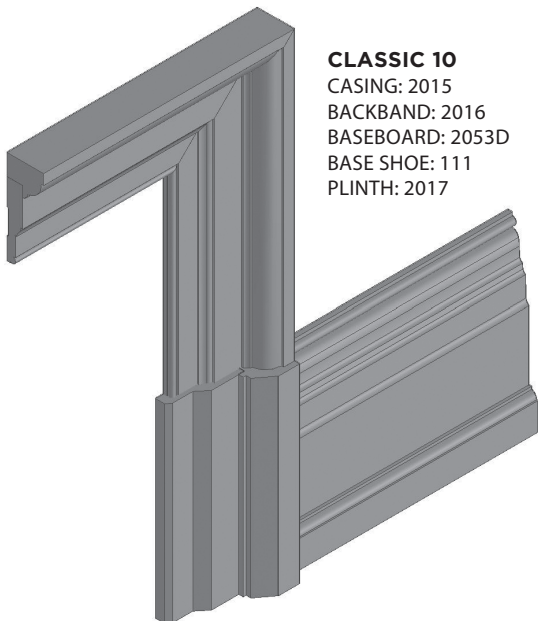
**CLASSIC 8**  
CASING: 22  
BACKBAND: 30  
BASEBOARD: 354  
BASE SHOE: 116



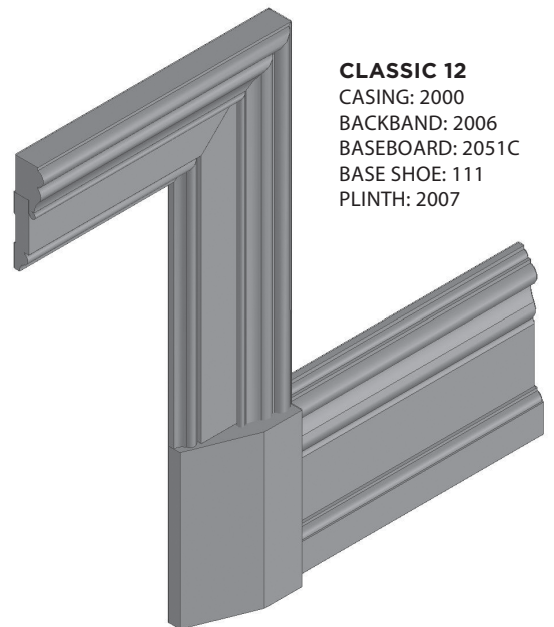
**CLASSIC 9**  
CASING: 2010  
BACKBAND: 2011  
BASEBOARD: 2148  
BASE SHOE: 117  
PLINTH: 2012



**CLASSIC 11**  
CASING: 2000  
BACKBAND: 2001  
BASEBOARD: 309  
BASE SHOE: 113  
PLINTH: 2002

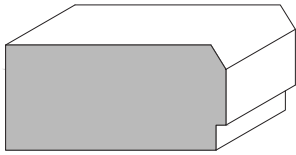


**CLASSIC 10**  
CASING: 2015  
BACKBAND: 2016  
BASEBOARD: 2053D  
BASE SHOE: 111  
PLINTH: 2017

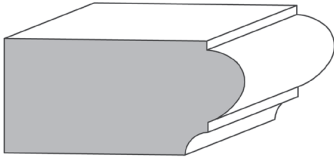


**CLASSIC 12**  
CASING: 2000  
BACKBAND: 2006  
BASEBOARD: 2051C  
BASE SHOE: 111  
PLINTH: 2007

# WINDOW STOOL



**226** - 1-5/16" (33mm) x 2-3/4" (70mm)  
SPECIES: W/W



**227** - 1-5/16" (33mm) x 2-3/4" (70mm)  
SPECIES: W/W OAK MAPLE MAHOGANY WALNUT



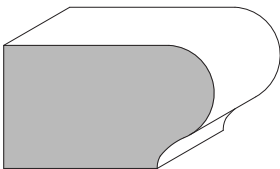
**232** - 1-1/16" x 7-3/4" SPECIES: W/W

**231** - 1-1/16" x 5-1/4" SPECIES: W/W

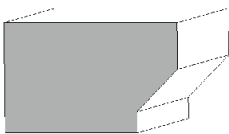
**230** - 1-1/16" x 4-1/4" SPECIES: W/W PINE

**229** - 1-1/16" x 3-1/4" SPECIES: W/W PINE

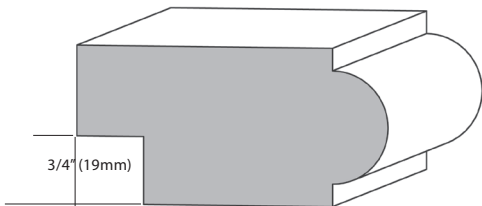
**228** - 1-1/16" x 2-1/4" SPECIES: W/W OAK PINE



**233** - 1-5/8" (41mm) x 2-3/4" (70mm)  
SPECIES: W/W

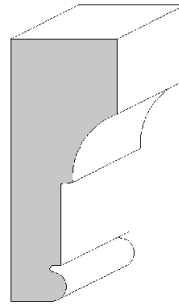


**234** - 1-5/8" (41mm) x 2-3/8" (60mm)  
SPECIES: W/W OAK MAPLE MAHOGANY WALNUT

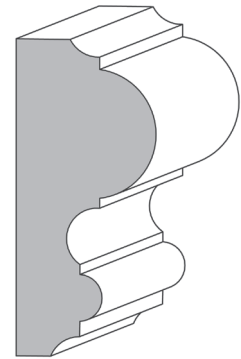


**MK** - 1-3/4" (44mm) x 3-1/2" (89mm)  
SPECIES: W/W

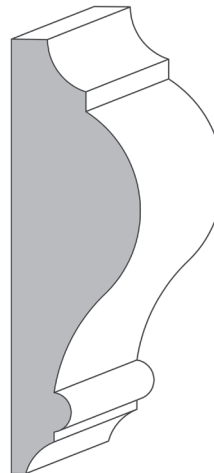
# BOLECTIONS & APRONS



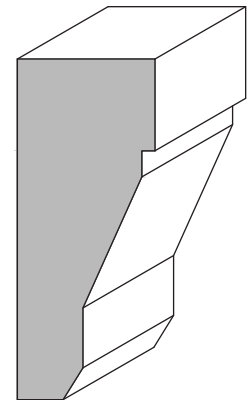
**81** - 1-5/16" (33mm) x 3-1/4" (83mm)  
SPECIES: W/W



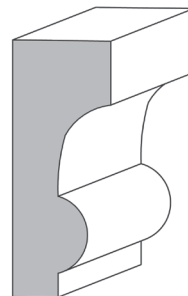
**82** - 1-3/4" (44mm) x 4" (102mm)  
SPECIES: W/W



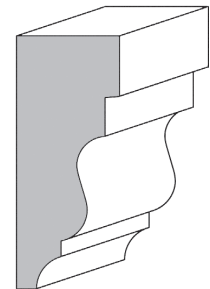
**83** - 1-5/8" (41mm) x 5-1/2" (140mm)  
SPECIES: W/W



**85** - 1-5/16" (33mm) x 3-1/4" (83mm)  
SPECIES: W/W OAK



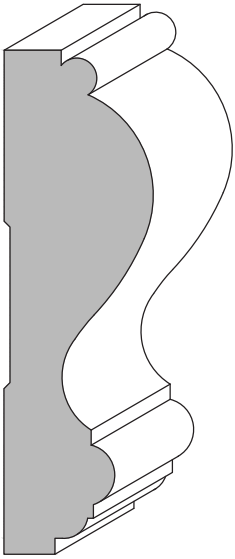
**88** - 1-1/4" (32mm) x 3-1/4" (83mm)  
SPECIES: W/W



**89** - 1-5/16" (33mm) x 3-1/4" (83mm)  
SPECIES: W/W

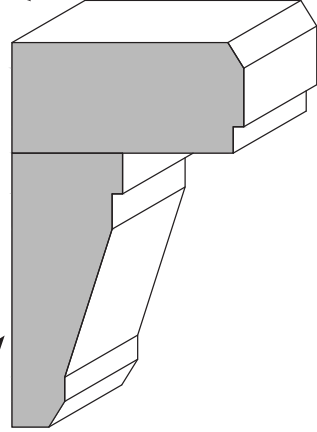
# BOLECTIONS & APRONS

# WINDOW STOOL & APRON COMBINATIONS



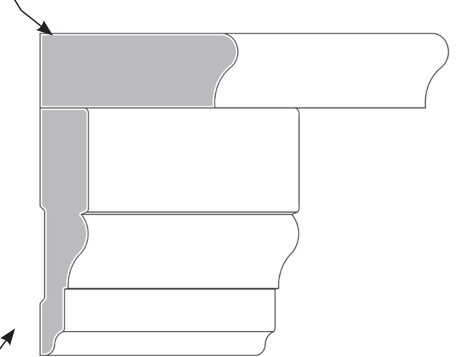
**663** - 1-5/8" (41mm) x 5-1/2" (140mm)  
SPECIES: W/W

STOOL  
226



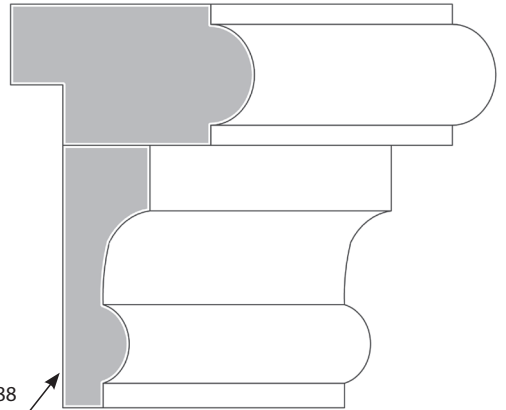
APRON 85

STOOL 229



CASING 7

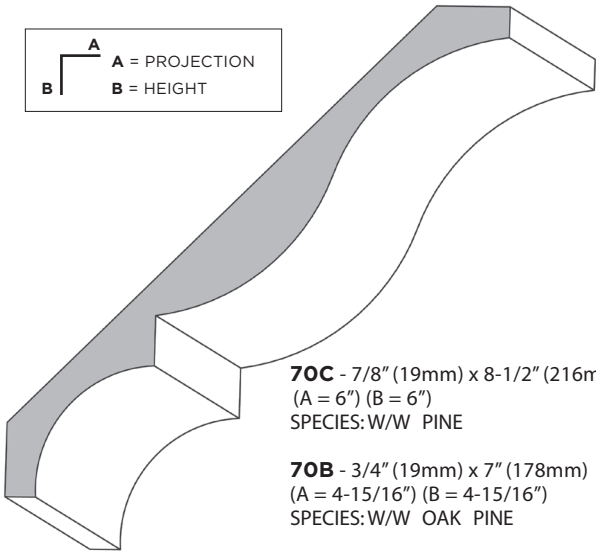
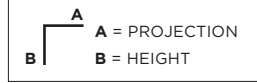
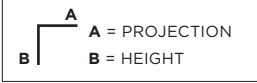
STOOL MK



APRON 88

# CROWN MOULDS

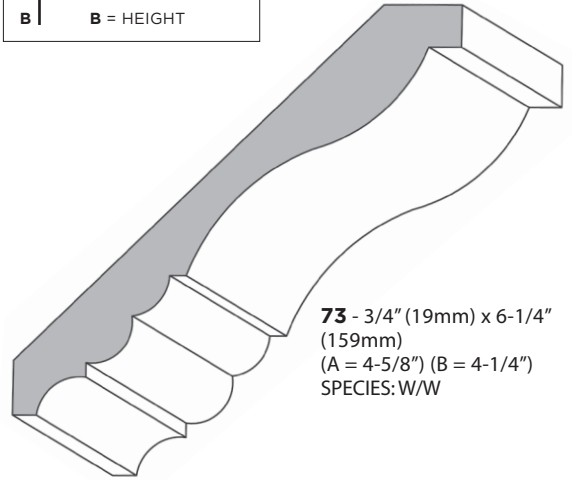
# CROWN MOULDS



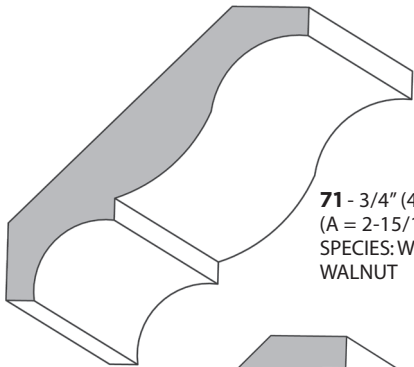
**70C** - 7/8" (19mm) x 8-1/2" (216mm)  
(A = 6") (B = 6")  
SPECIES: W/W PINE

**70B** - 3/4" (19mm) x 7" (178mm)  
(A = 4-15/16") (B = 4-15/16")  
SPECIES: W/W OAK PINE

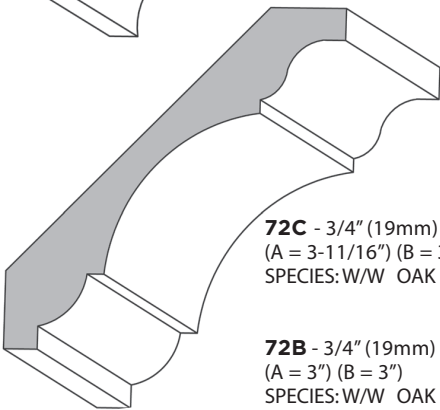
**70** - 3/4" (19mm) x 5-1/4" (133mm)  
(A = 3-9/16") (B = 3-9/16")  
SPECIES: W/W OAK PINE MAPLE  
MAHOGANY WALNUT



**73** - 3/4" (19mm) x 6-1/4"  
(159mm)  
(A = 4-5/8") (B = 4-1/4")  
SPECIES: W/W



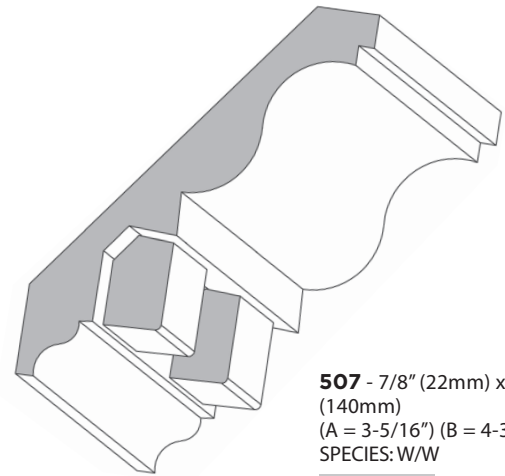
**71** - 3/4" (44mm) x 4-1/4" (108mm)  
(A = 2-15/16") (B = 2-15/16")  
SPECIES: W/W OAK PINE MAPLE  
WALNUT



**72C** - 3/4" (19mm) x 5-1/4" (133mm)  
(A = 3-11/16") (B = 3-11/16")  
SPECIES: W/W OAK PINE MAPLE

**72B** - 3/4" (19mm) x 4-1/4" (108mm)  
(A = 3") (B = 3")  
SPECIES: W/W OAK PINE MAPLE  
MAHOGANY WALNUT

**72** - 3/4" (19mm) x 3-1/2" (89mm)  
(A = 2-1/2") (B = 2-1/2")  
SPECIES: W/W PINE MAPLE WALNUT



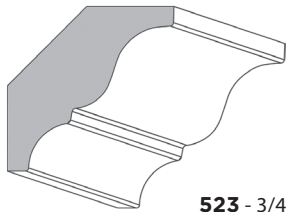
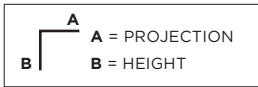
**507** - 7/8" (22mm) x 5-1/2"  
(140mm)  
(A = 3-5/16") (B = 4-3/8")  
SPECIES: W/W

**NON-STOCK**

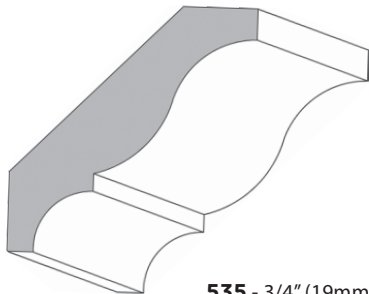
**509** - 7/8" (22mm) x 3-11/16"  
(94mm)  
(A = 2-9/16") (B = 2-11/16")  
SPECIES: W/W

**NON-STOCK**

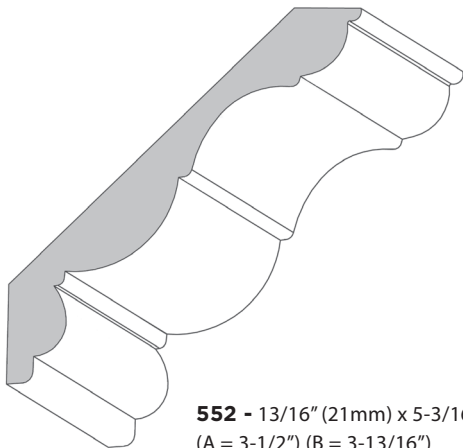
# CROWN MOULDS



**523** - 3/4" (19mm) x 2-3/8" (60mm)  
(A = 1-11/16") (B = 1-21/32")  
SPECIES: W/W MAPLE

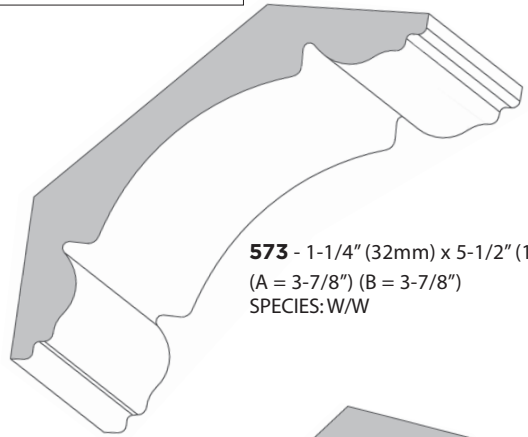
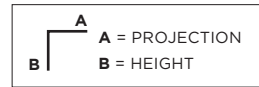


**535** - 3/4" (19mm) x 3-1/2" (89mm)  
(A = 2-7/16") (B = 2-1/2")  
SPECIES: W/W MAPLE

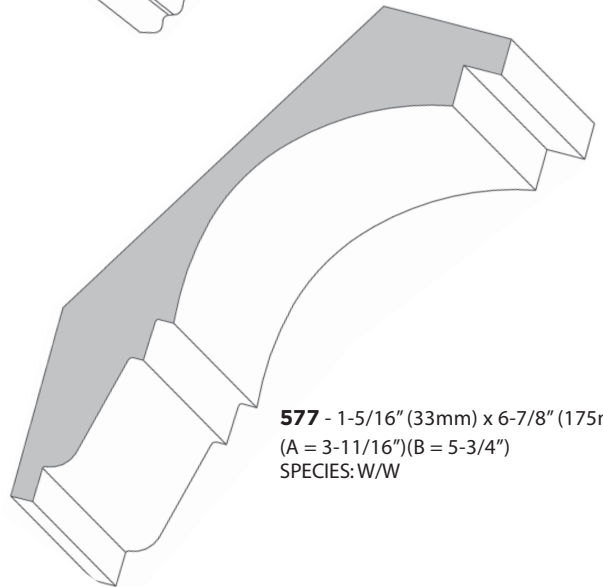


**552** - 13/16" (21mm) x 5-3/16" (132mm)  
(A = 3-1/2") (B = 3-13/16")  
SPECIES: W/W

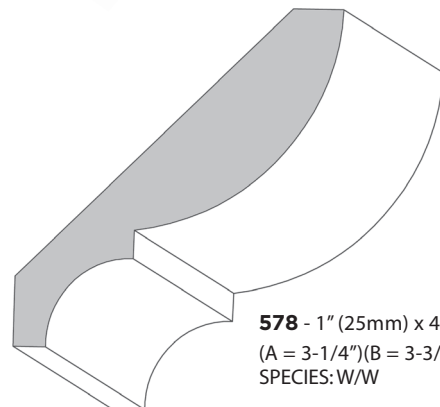
# CROWN MOULDS



**573** - 1-1/4" (32mm) x 5-1/2" (140mm)  
(A = 3-7/8") (B = 3-7/8")  
SPECIES: W/W



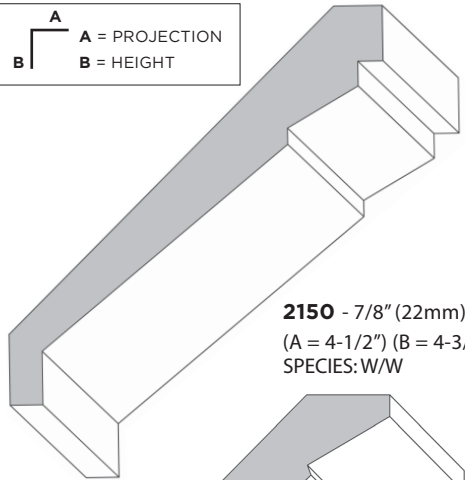
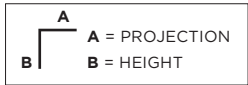
**577** - 1-5/16" (33mm) x 6-7/8" (175mm)  
(A = 3-11/16") (B = 5-3/4")  
SPECIES: W/W



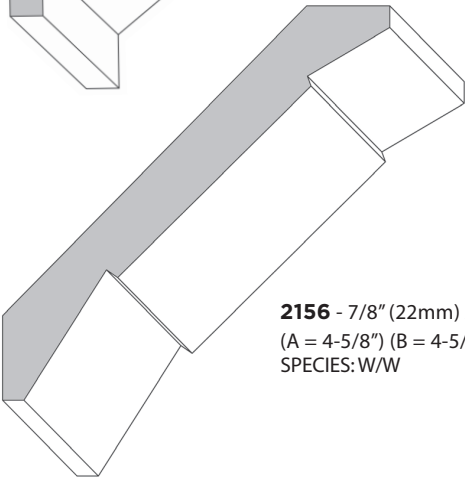
**578** - 1" (25mm) x 4-3/4" (121mm)  
(A = 3-1/4") (B = 3-3/8")  
SPECIES: W/W



# CROWN MOULDS

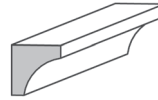


**2150** - 7/8" (22mm) x 6-1/2" (165mm)  
(A = 4-1/2") (B = 4-3/4")  
SPECIES: W/W

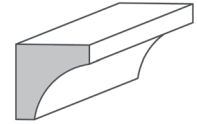


**2156** - 7/8" (22mm) x 6-1/2" (165mm)  
(A = 4-5/8") (B = 4-5/8")  
SPECIES: W/W

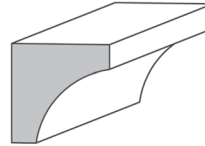
# COVE MOULDS



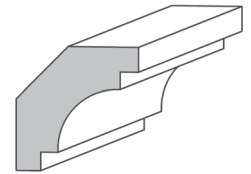
**90** - 1/2" (13mm) x 1/2" (13mm)  
SPECIES: W/W OAK PINE MAPLE



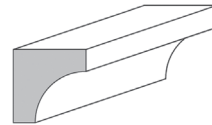
**91** - 3/4" (19mm) x 3/4" (19mm)  
SPECIES: W/W OAK PINE  
MAPLE EZ BEND



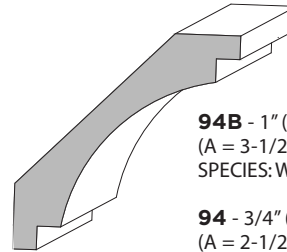
**92** - 1" (25mm) x 1" (25mm)  
SPECIES: W/W PINE



**93** - 3/4" (19mm) x 1-3/4" (44mm)  
SPECIES: W/W PINE MAPLE



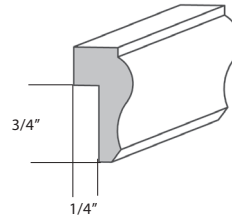
**95** - 5/8" (16mm) x 5/8" (16mm)  
SPECIES: W/W



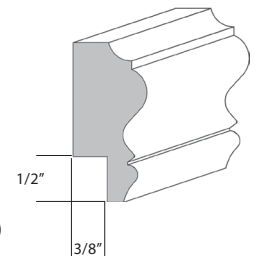
**94B** - 1" (25mm) x 4-15/16" (126mm)  
(A = 3-1/2") (B = 3-1/2")  
SPECIES: W/W

**94** - 3/4" (19mm) x 3-1/2" (89mm)  
(A = 2-1/2") (B = 2-1/2")  
SPECIES: W/W OAK PINE MAPLE

# CAP MOULDS



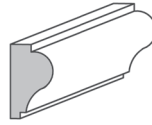
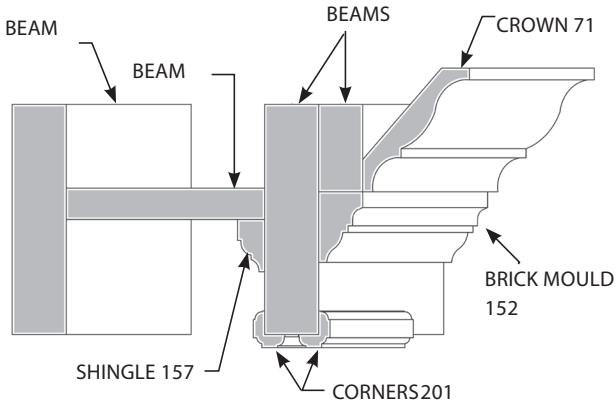
**97** - 9/16" (14mm) x 1-1/8" (29mm)  
SPECIES: W/W



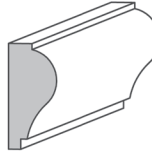
**98** - 13/16" (21mm) x 1-3/4" (44mm)  
SPECIES: W/W

# CEILING & BEAM COMBINATIONS

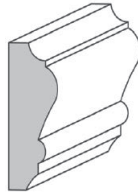
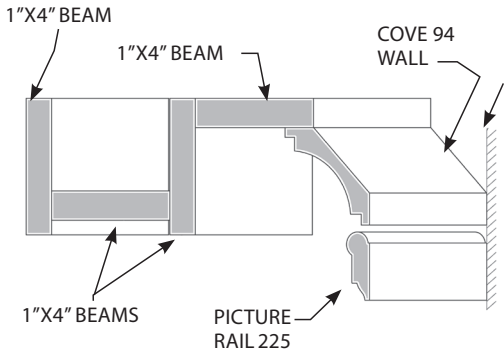
# PANEL MOULDS - INSET



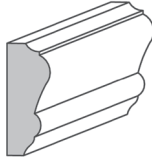
**118** - 7/16" (11mm) x 3/4" (19mm)  
SPECIES: W/W OAK PINE MAPLE MAHOGANY WALNUT EZ BEND



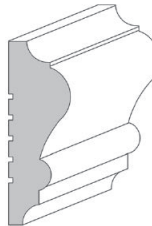
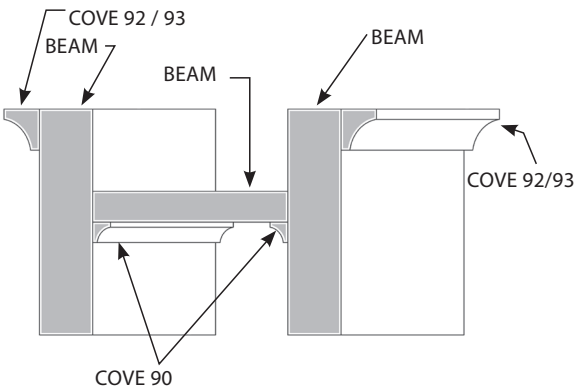
**119** - 1/2" (13mm) x 1-1/16" (27mm)  
SPECIES: W/W OAK PINE MAPLE MAHOGANY WALNUT EZ BEND



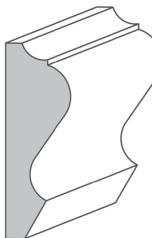
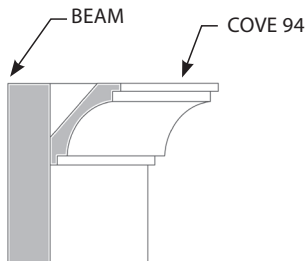
**122** - 5/8" (16mm) x 1-9/16" (40mm)  
SPECIES: W/W



**122A** - 7/16" (11mm) x 1-1/8" (29mm)  
SPECIES: W/W OAK PINE MAPLE EZ BEND

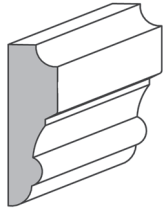


**122B** - 3/4" (19mm) x 2-3/16" (56mm)  
SPECIES: W/W

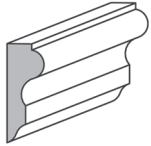


**124** - 3/4" (19mm) x 2-1/4" (57mm)  
SPECIES: W/W

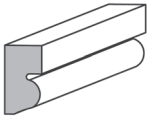
# PANEL MOULDS - INSET



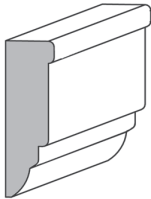
**126** - 1/2" (13mm) x 1-5/8" (41mm)  
SPECIES: W/W



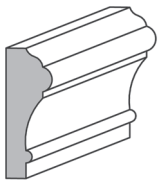
**129** - 3/8" (10mm) x 1" (25mm)  
SPECIES: W/W MAPLE



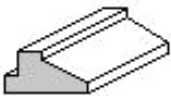
**134** - 3/8" (10mm) x 11/16" (17mm)  
SPECIES: W/W MAPLE



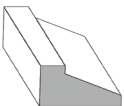
**327** - 1/2" (13mm) x 1-3/4" (44mm)  
SPECIES: W/W



**328** - 7/16" (11mm) x 1-5/16" (33mm)  
SPECIES: W/W MAPLE WALNUT

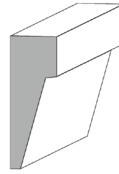


**607** - 7/16" (11mm) x 7/8" (22mm)  
SPECIES: W/W




**608** - 7/16" (11mm) x 11/16" (17mm)  
SPECIES: W/W MAHOGANY

# PANEL MOULDS - INSET



**609** - 7/16" (11mm) x 1-1/4" (32mm)  
SPECIES: W/W




**NEW**

**610TL** - 7/16" (11mm) x 3/8" (10mm)  
SPECIES: W/W




**NEW**

**611TL** - 7/16" (11mm) x 3/8" (10mm)  
SPECIES: W/W



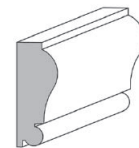
**NEW**

**612TL** - 7/16" (11mm) x 3/8" (10mm)  
SPECIES: W/W

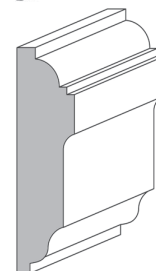


**NEW**

**613TL** - 7/16" (11mm) x 3/8" (10mm)  
SPECIES: W/W

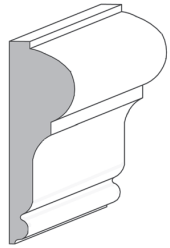


**620** - 1/2" (13mm) x 1-1/4" (32mm)  
SPECIES: W/W

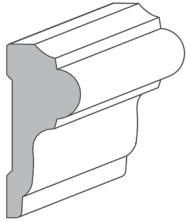


**645** - 11/16" (17mm) x 2-1/2" (64mm)  
SPECIES: W/W

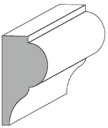
# PANEL MOULDS - INSET



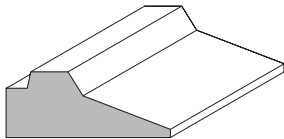
**648** - 3/4" (19mm) x 2-1/4" (57mm)  
SPECIES: W/W



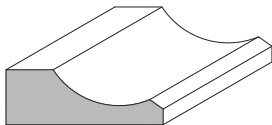
**649** - 3/4" (19mm) x 1-3/4" (44mm)  
SPECIES: W/W



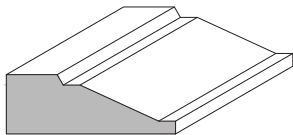
**666** - 1/2" (13mm) x 7/8" (22mm)  
SPECIES: W/W OAK



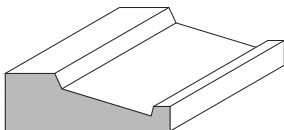
**333** - 1/2" (13mm) x 1-1/4" (32mm)  
SPECIES: W/W



**334** - 7/16" (11mm) x 1-1/4" (32mm)  
SPECIES: W/W

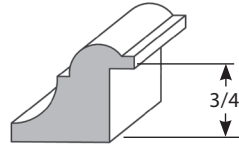


**335** - 7/16" (11mm) x 1-1/4" (32mm)  
SPECIES: W/W

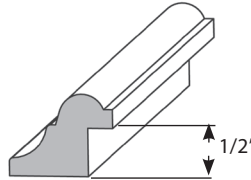


**336** - 7/16" (11mm) x 1-1/4" (32mm)  
SPECIES: W/W

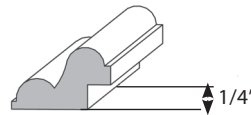
# PANEL MOULDS - RAISED



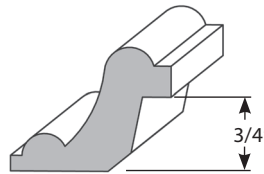
**130** - 1" (25mm) x 1-1/4" (32mm)  
SPECIES: W/W OAK PINE



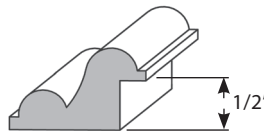
**130S** - 7/8" (22mm) x 1" (25mm)  
SPECIES: W/W OAK MAPLE  
EZ BEND



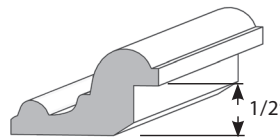
**131** - 5/8" (16mm) x 1" (25mm)  
SPECIES: W/W OAK PINE MAPLE  
MAHOGANY WALNUT



**132** - 1-1/4" (32mm) x 1-5/8" (41mm)  
SPECIES: W/W OAK PINE MAPLE  
MAHOGANY WALNUT



**133** - 13/16" (21mm) x 1-3/8" (35mm)  
SPECIES: W/W OAK PINE MAPLE  
MAHOGANY WALNUT  
EZ BEND



**632** - 7/8" (22mm) x 1-1/2" (38mm)  
SPECIES: W/W OAK MAPLE

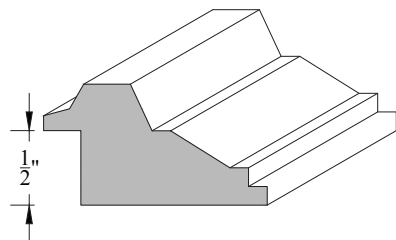


**651** - 7/8" (22mm) x 3" (76mm)  
SPECIES: W/W

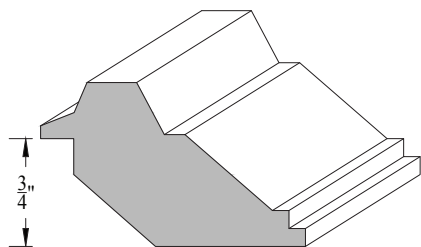


**652** - 7/8" (22mm) x 3" (76mm)  
SPECIES: W/W

# PANEL MOULDS - RAISED

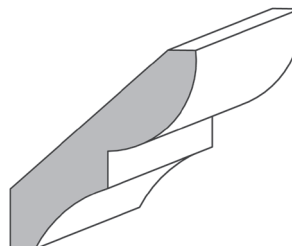
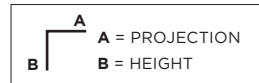


**670** - 13/16" (21mm) x 1-1/2" (38mm)  
SPECIES: W/W

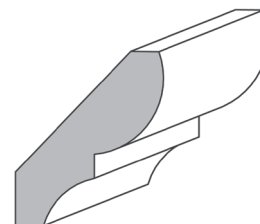


**671** - 1-1/8" (29mm) x 2" (51mm)  
SPECIES: W/W

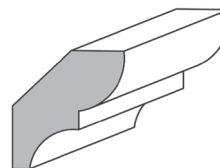
# BED MOULDS & QUARTER ROUNDS



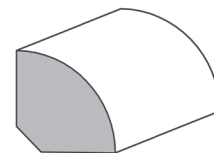
**135** - 5/8" (16mm) x 2-3/4"  
(A = 1-7/8") (B = 2")  
SPECIES: W/W PINE



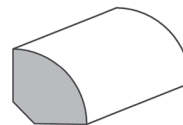
**136** - 5/8" (16mm) x 2-1/4" (57mm)  
(A = 1-7/16") (B = 1-3/4")  
SPECIES: W/W PINE



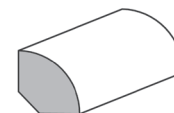
**138** - 5/8" (16mm) x 1-5/8" (41mm)  
(A = 1-1/8") (B = 1-3/16")  
SPECIES: W/W PINE



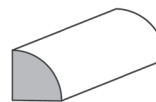
**141** - 1" (25mm) x 1" (25mm)  
SPECIES: W/W



**142** - 3/4" (19mm) x 3/4" (19mm)  
SPECIES: W/W OAK PINE  
MAPLE

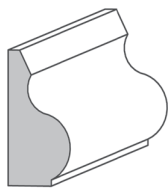


**143** - 5/8" (16mm) x 5/8" (16mm)  
SPECIES: W/W

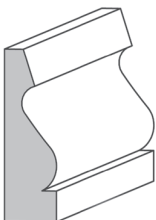


**144** - 1/2" (13mm) x 1/2" (13mm)  
SPECIES: W/W

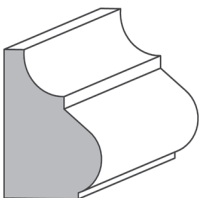
# BASE CAPS



**121** - 11/16" (17mm) x 1-3/8" (35mm)  
SPECIES: W/W PINE

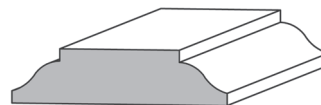


**123** - 9/16" (14mm) x 1-3/4" (44mm)  
SPECIES: W/W OAK

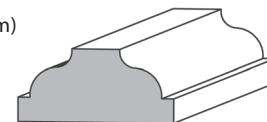


**125** - 1-1/16" (27mm) x 1-1/2" (38mm)  
SPECIES: W/W OAK PINE MAPLE

# ASTRAGALS, BATTENS, FASCIAS, WINDOW MULLIONS

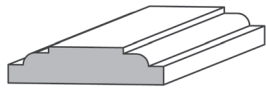


**150** - 9/16" (14mm) x 2-1/4" (57mm)  
SPECIES: W/W

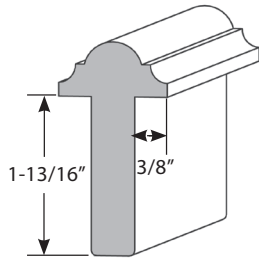


**151** - 3/4" (19mm) x 1-5/8" (41mm)  
SPECIES: W/W

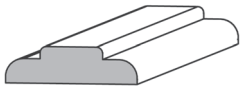
# ASTRAGALS, BATTENS, FASCIAS, WINDOW MULLIONS



**162** - 3/8" (10mm) x 1.5/8" (16mm)  
SPECIES: W/W

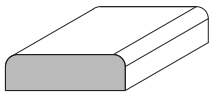


**215** - 1-1/4" (32mm) x 2-7/16" (62mm)  
SPECIES: W/W PINE

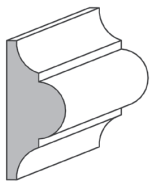


**164** - 3/8" (10mm) x 1-3/8" (35mm) SPECIES: W/W  
3/8" (10mm) x 1-1/8" (29mm) SPECIES: W/W

**165** - 1/2" (13mm) x 1-1/2" (38mm) SPECIES: W/W



**166** - 3/8" (10mm) x 1-1/4" (32mm)  
SPECIES: W/W

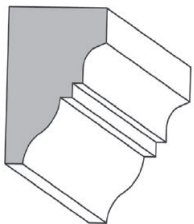


**211** - 3/4" (19mm) x 1-3/4" (44mm)  
SPECIES: W/W PINE

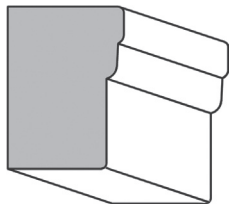
**212** - 3/4" (19mm) x 1-3/8" (35mm)  
SPECIES: W/W PINE MAHOGANY WALNUT

**213** - 7/16" (11mm) x 3/4" (19mm)  
SPECIES: W/W MAPLE MAHOGANY  
WALNUT

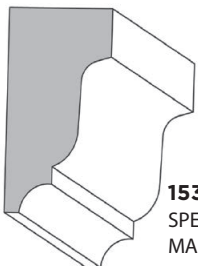
## SHINGLE MOULDS/BRICK MOULD



**152** - 1-7/32" (31mm) x 1-11/16" (42mm)  
SPECIES: W/W PINE MAPLE

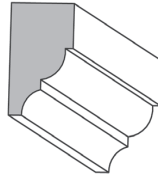


**154 - BRICK MOULD**  
1-1/4" (32mm) x 1-3/4" (44mm)  
SPECIES: PINE

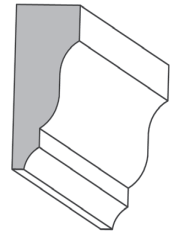


**153** - 1-5/16" (33mm) x 2-3/8" (60mm)  
SPECIES: W/W OAK PINE MAPLE  
MAHOGANY WALNUT

## SHINGLE MOULD

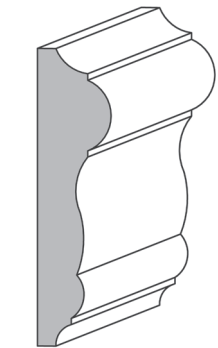
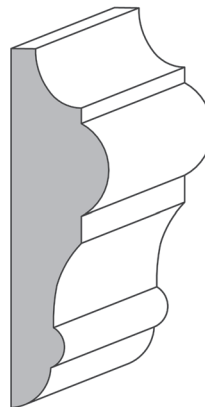


**157** - 3/4" (19mm) x 1-1/4" (32mm)  
SPECIES: W/W OAK PINE MAPLE  
MAHOGANY EZ BEND



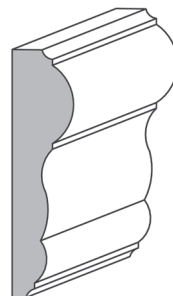
**158** - 3/4" (19mm) x 1-3/4" (44mm)  
SPECIES: W/W OAK PINE MAPLE  
CHERRY WALNUT EZ BEND

## CHAIR RAILS

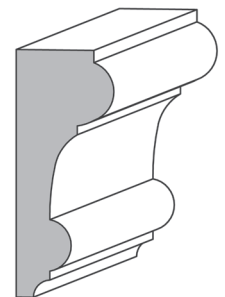


**186** - 3/4" (19mm) x 3" (76mm)  
SPECIES: W/W EZ BEND

**181** - 1" (25mm) x 3-5/8" (92mm)  
SPECIES: W/W

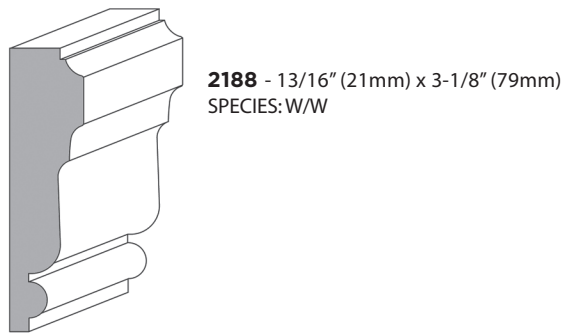
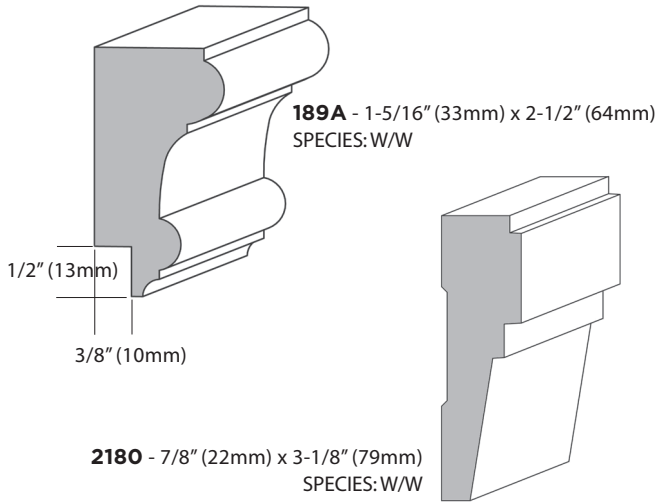


**187** - 5/8" (16mm) x 2-1/2" (64mm)  
SPECIES: W/W MAPLE

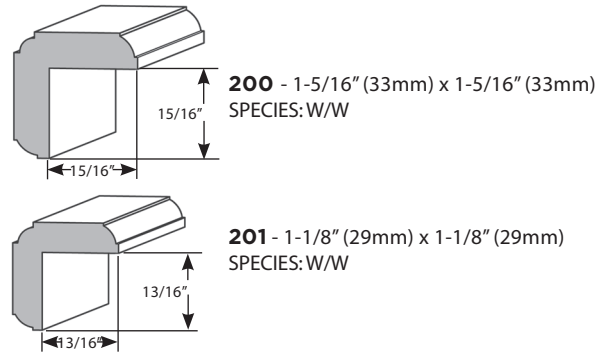


**189** - 1" (25mm) x 2-1/2" (64mm)  
SPECIES: W/W MAPLE MAHOGANY  
WALNUT

# CHAIR RAILS



# GLASS BEADS, SHELF EDGES & CORNER GUARDS



# MDF BEADBOARD

Brenlo is pleased to offer the following stock paneling products for your convenience.



1) Classic "w" bead 3/8" (10mm) x 4' x 8'  
MDF Sheets Bead is 1-1/2" (38mm) on centre.

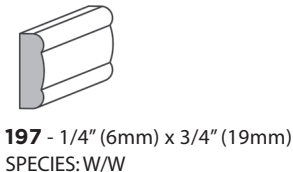
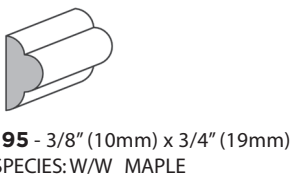


2) Standard beadboard 1/2" (13mm) x 4' x 8'  
MDF Sheets  
Bead is 2" (51mm) on centre.



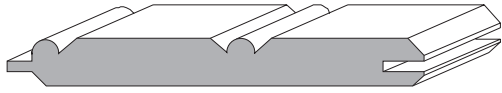
3) Antique "V" Groove 1/2" (13mm) x 4' x 8'  
MDF Sheets  
V Groove is 3" (76mm) on centre.

# GLASS BEADS, SHELF EDGES & CORNER GUARDS



**Custom bead and v-groove sheets available upon request.**

# TONGUE & GROOVE PANELING



**145** - 3/8" (10mm) x 3-1/8" (79mm)  
 REVERSIBLE - 4.17 LF = 1 sq. ft. coverage  
 SPECIES: W/W PINE



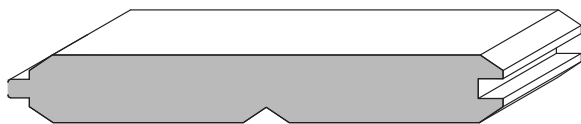
**145S** - 3/8" (10mm) x 3-1/8" (79mm)  
 4.17 LF = 1 sq. ft. coverage  
 SPECIES: W/W



**146** - 3/4" (19mm) x 3-1/2" (89mm)  
 3.69 LF = 1 sq. ft. coverage  
 SPECIES: PINE



**146A** - 3/4" (19mm) x 4-3/4" (121mm)  
 2.67 LF = 1 sq. ft. coverage  
 SPECIES: W/W



**146B** - 3/4" (19mm) x 5-1/2" (140mm)  
 2.28 LF = 1 sq. ft. coverage  
 SPECIES: PINE

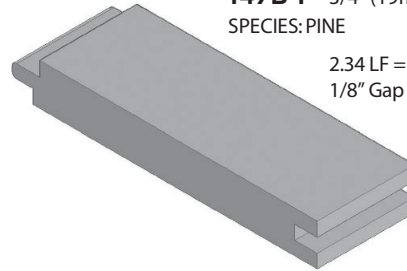
# TONGUE & GROOVE PANELING

**NEW**

**147B-W** - 3/4" (19mm) x 5-1/2" (140mm)  
 SPECIES: W/W

**147B-P** - 3/4" (19mm) x 5-1/2" (140mm)  
 SPECIES: PINE

2.34 LF = 1 sq. ft. coverage  
 1/8" Gap




**NEW**

**147C-W** - 3/4" (19mm) x 7-1/4" (184mm)  
 SPECIES: W/W

**147C-P** - 3/4" (19mm) x 7-1/4" (184mm)  
 SPECIES: PINE

1.68 LF = 1 sq. ft. coverage  
 1/8" Gap

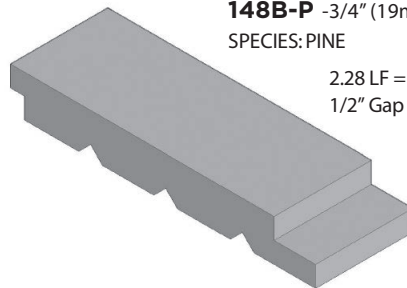


**NEW**

**148B-W** - 3/4" (19mm) x 5-1/2" (140mm)  
 SPECIES: W/W

**148B-P** - 3/4" (19mm) x 5-1/2" (140mm)  
 SPECIES: PINE

2.28 LF = 1 sq. ft. coverage  
 1/2" Gap

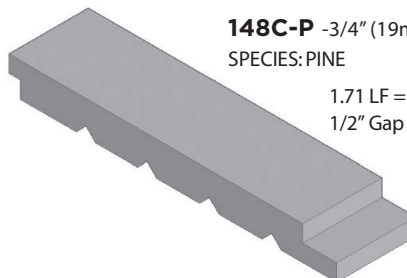


**NEW**

**148C-W** - 3/4" (19mm) x 7-1/4" (184mm)  
 SPECIES: W/W

**148C-P** - 3/4" (19mm) x 7-1/4" (184mm)  
 SPECIES: PINE


1.71 LF = 1 sq. ft. coverage  
 1/2" Gap






# INSPIRE SERIES

# INSPIRE SERIES




**NEW**

**INSP 01**  
1/2" (13mm) x 5" (127mm)  
SPECIES: W/W  
2.53 LF = 1 sq. ft. coverage




**NEW**

**INSP 02**  
1/2" (13mm) x 5-7/16" (138mm)  
SPECIES: W/W  
2.31 LF = 1 sq. ft. coverage




**NEW**

**INSP 03**  
3/4" (19mm) x 6-1/4" (159mm)  
SPECIES: W/W  
2 LF = 1 sq. ft. coverage




**NEW**

**INSP 04**  
3/4" (19mm) x 7-1/8" (181mm)  
SPECIES: W/W  
1.75 LF = 1 sq. ft. coverage




**NEW**

**INSP 05**  
3/4" (19mm) x 8-1/8" (181mm)  
SPECIES: W/W  
1.52 LF = 1 sq. ft. coverage




**NEW**

**INSP 06**  
3/4" (19mm) x 8-9/16" (217mm)  
SPECIES: W/W  
1.44 LF = 1 sq. ft. coverage




**NEW**

**INSP 07**  
3/4" (19mm) x 8-1/4" (210mm)  
SPECIES: W/W  
1.45 LF = 1 sq. ft. coverage



**NEW**

**INSP 08**  
3/4" (19mm) x 7-7/8" (200mm)  
SPECIES: W/W  
1.52 LF = 1 sq. ft. coverage



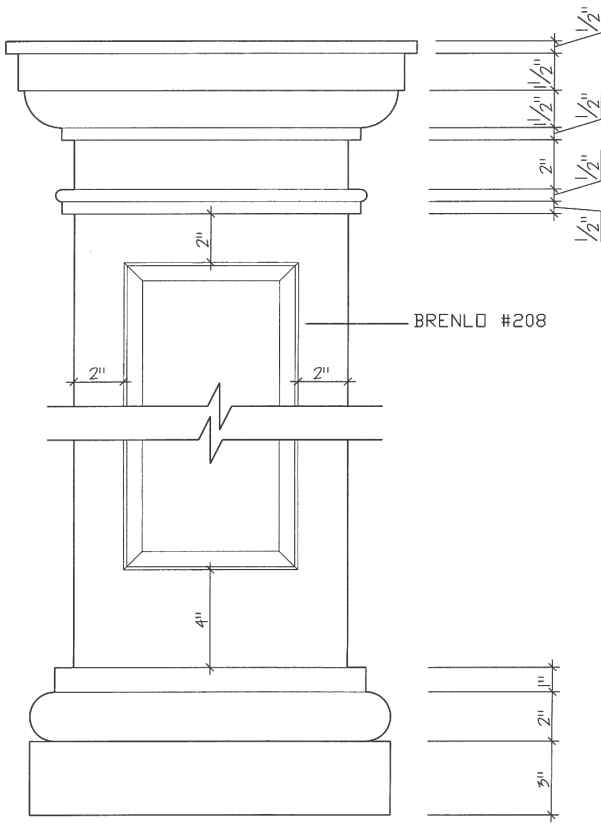
**NEW**

**INSP 09**  
3/4" (19mm) x 8-1/4" (210mm)  
SPECIES: W/W  
1.48 LF = 1 sq. ft. coverage

# PANELING

## DETAILS

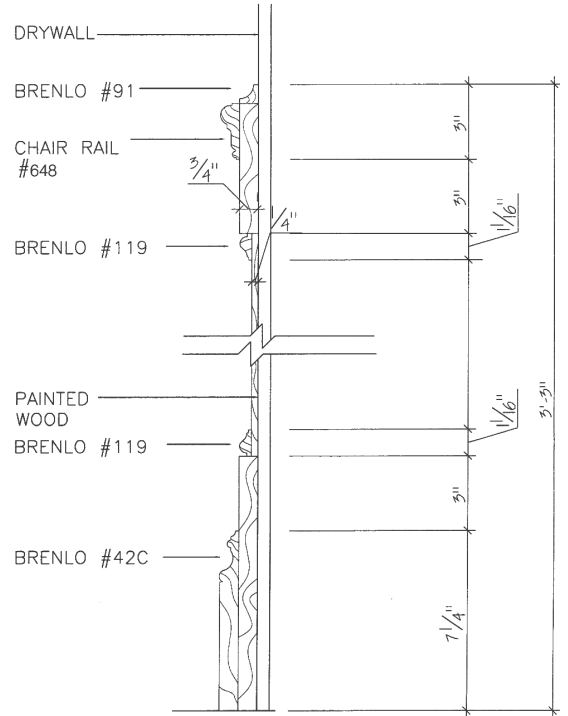
Paneling can be made from a variety of mouldings and sheet products to achieve the look you want. This simple diagram shows a typical paneling detail and elevation to help you visualize the possibilities of what can be done with standard mouldings.




1 PARTIAL FRONT ELEV. OF PILASTER  
IA7.4 3" : 1'-0"

# PANELING

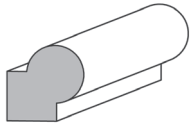
## DETAILS



2 SECTION THROUGH TYP. PANELING  
IA1.4 3" : 1'-0"

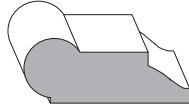


# SPECIALTY ITEMS




## 204 - CORNER BEAD

3/4" (19mm) x 3/4" (19mm)  
SPECIES: W/W PINE



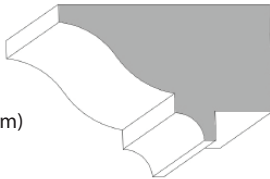
## 225 - PICTURE

11/16" (17mm) x 1-3/4" (44mm)  
SPECIES: W/W



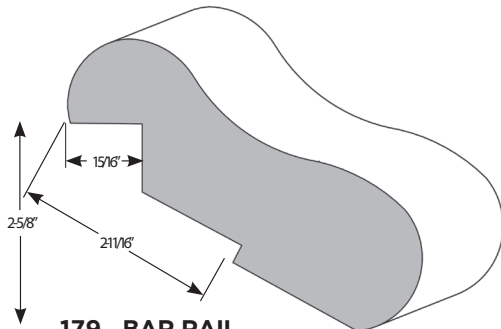
## L1 - ARCHITRAVE

1-3/4" (44mm) x 4-3/4" (121mm)  
SPECIES: W/W



## 332 - ARCHITRAVE

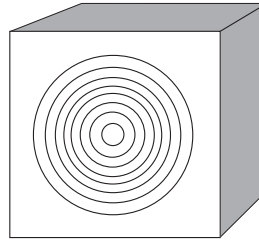
1-3/4" (44mm) x 2-3/4" (70mm)  
3/4" (19mm) Rabbet  
SPECIES: W/W



## 179 - BAR RAIL

1-3/4" (44mm) x 5-1/4" (133mm)  
SPECIES: OAK MAPLE

# SPECIALTY ITEMS

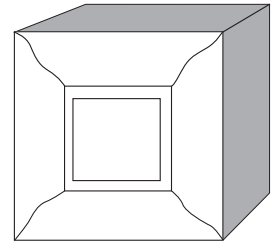


## CORNER BLOCK

66 - 1" (25mm) x 4-1/2" (114mm) x 4-1/2" (114mm)  
SPECIES: W/W

66A - 1" (25mm) x 3-3/4" (95mm) x 3-3/4" (95mm)  
SPECIES: W/W

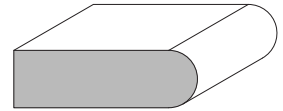
65 - 7/8" (22mm) x 3" (76mm) x 3" (76mm)  
SPECIES: W/W



## CORNER BLOCK

67 - 1-3/8" (35mm) x 4-1/2" (114mm) x 4-1/2" (114mm)  
SPECIES: W/W

68 - 1-5/16" (33mm) x 3" (76mm) x 3" (76mm)  
SPECIES: W/W



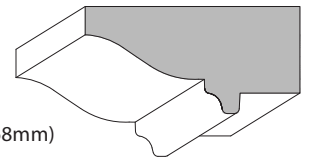
## 330 - FILIGREE

5/8" (68mm) x 2" (51mm)  
SPECIES: W/W



## 329 - FILIGREE

3/8" (10mm) x 1-1/8" (29mm)  
SPECIES: W/W PINE



## 331 - ARCHITRAVE

1-1/4" (28mm) x 2-11/16" (68mm)  
SPECIES: W/W

## HALF ROUNDS

205D - 1-3/4" (44mm) x 3-1/2" (89mm)  
SPECIES: W/W

205C - 1-1/2" (38mm) x 3" (76mm)  
SPECIES: W/W

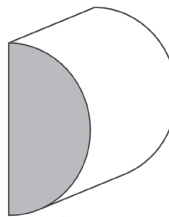
205B - 1-1/4" (32mm) x 2-1/2" (64mm)  
SPECIES: W/W

205A - 1" (25mm) x 2" (51mm)  
SPECIES: W/W PINE MAPLE

205 - 3/4" (19mm) x 1-1/2" (38mm)  
SPECIES: W/W OAK PINE MAPLE

206 - 1/2" (13mm) x 1" (25mm)  
SPECIES: W/W PINE

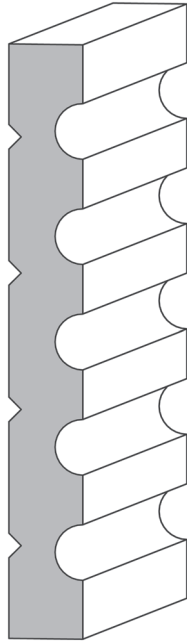
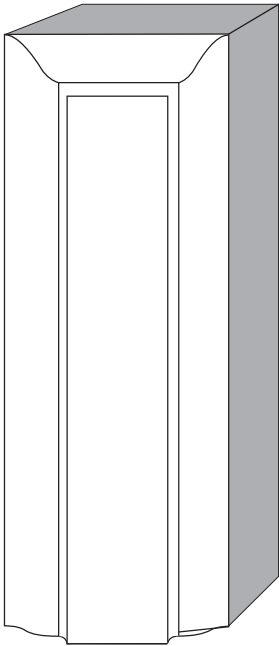
207 - 3/8" (10mm) x 3/4" (19mm)  
SPECIES: W/W OAK PINE MAPLE



# SPECIALTY ITEMS

## 171 - PILASTER

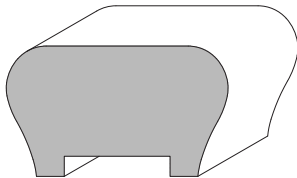
3/4" (20mm) x 6" (152mm)  
SPECIES: W/W



## PLINTH BLOCK

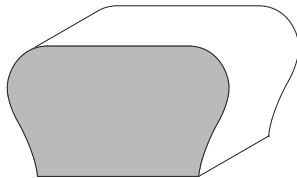
**337-4.5** - 1-3/8" (35mm) x 20" (508mm) x 4-1/2" (114mm)  
SPECIES: W/W

**337-375** - 1-3/8" (35mm) x 20" (508mm) x 3-3/4" (95mm)  
SPECIES: W/W



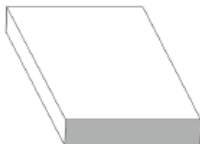
## 903 - HANDRAIL

1-5/8" (41mm) x 2-3/4" (70mm)  
SPECIES: OAK



## 904 - HANDRAIL

1-5/8" (41mm) x 2-3/4" (70mm)  
SPECIES: W/W OAK



## 930 - FILLER STRIP

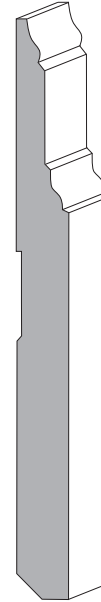
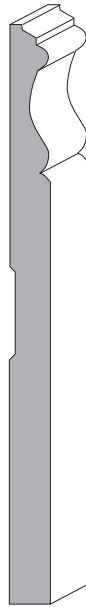
1/4" (6mm) x 1-5/16" (33mm)  
SPECIES: W/W

# MDF & FINGER JOINT PROFILES

## MDF 8915 COLONIAL BASE

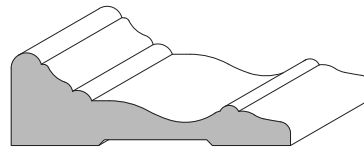
1/2" (13mm) x 7-1/4" (184mm)

**MDF 8095** - 1/2" (13mm) x 5-1/4" (140mm)



## MDF8235 STEP BASE

5/8" (16mm) x 7-1/8" (181mm)



## 2700FJP - CASING

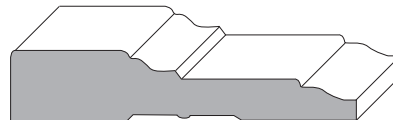
1" (25mm) x 3" (75mm)

Only available in Finger Joint Pine, one piece quick install



## MDF 8954 - CASING

3/4" (19mm) x 3-1/2" (89mm)



## MDF 8031 - CASING

3/4" (19mm) x 3-1/2" (89mm)

# DOORS

# SILVER SERIES DOORS

Not all doors are created equal or meet Brenlo's quality standards. We offer an exclusive line of the finest premium wood doors not available from other suppliers.

**STOCK DOORS:** Our stock program is leading the way in offering quality, premium craftsmanship on demand to our clients. Our offerings include the following;

- Silver Series Raised 2 & 3 panel doors
- Shaker 1 & 2 panel doors
- Slab doors

All of these doors come 1 3/4" thick and are offered in 80", 84", 90" & 96" Heights. The available widths are 16"-36" widths (2 increments).

We also carry a budget friendly door style; Raised 2 Panel Moulded 80"H doors. These doors are carried in Hollow Core & Solid Core available.

*Note: 80" height available only and are 1 3/8" thick*

**CUSTOM DOORS:** Brenlo has a proven track record in providing custom and special order doors. We can produce doors in any size, species, style and finish you desire.

**COMMERCIAL CUSTOM DOORS:** We are a key supplier to many of the leading retail fixture and commercial millwork shops in Ontario for custom materials and doors. Doors for institutional, hotels, custom offices and the like require fire rated, fully engineered designs of the highest quality. We continue to meet these demanding standards and unique custom needs.

If you are looking for high performance truly unique custom doors, our door experts can have them designed and manufactured to suit, typically in 4 weeks.

## PREMIUM QUALITY - "BEST" DOORS

These doors are manufactured to be everlasting, durable, sound resistant and aesthetically beautiful. They hold a finish extremely

### SILVER SERIES

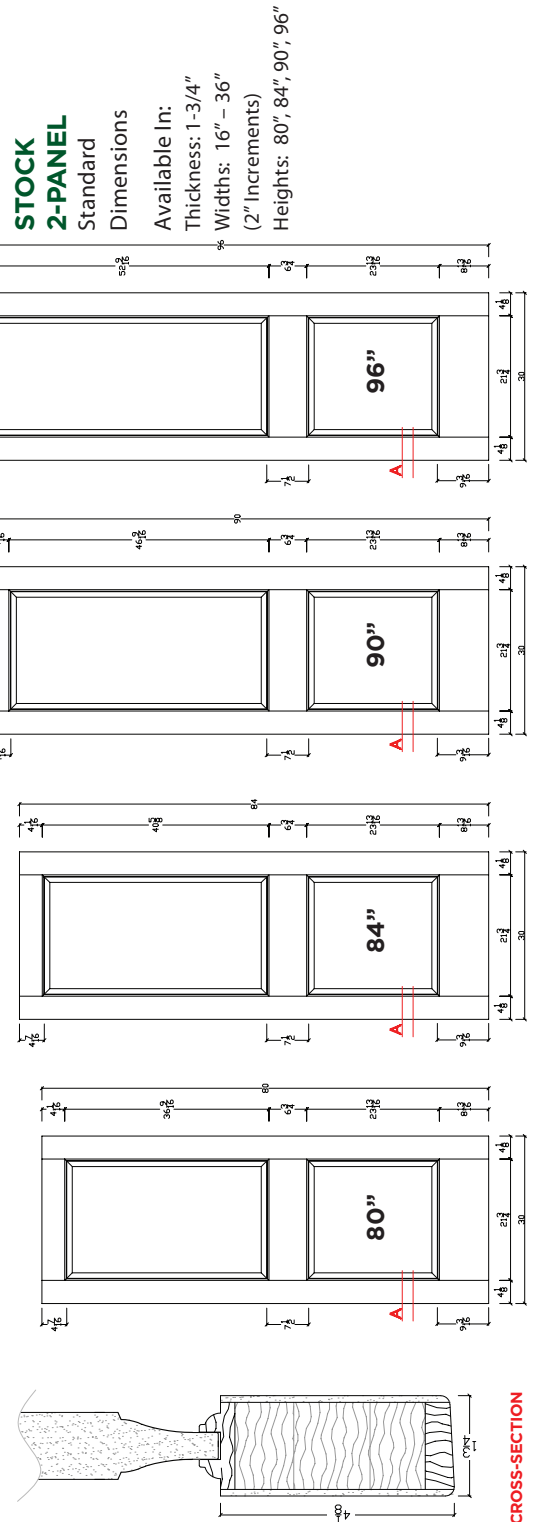
EXCLUSIVELY AT BRENLO

- SOLID WOOD, TRUE STILE & RAIL
- 2-PANEL AND 3-PANEL
- SEALED 6 SIDES AND BEVELED
- BRENLO "MATCHED" PROFILE

Available in:

- Stock: 1 3/4" - 80", 84", 90", 96"
- Widths from 16" - 36"

Engineered stiles and rails prevent warping



# SILVER SERIES DOORS

## STOCK 3-PANEL

Standard Dimensions

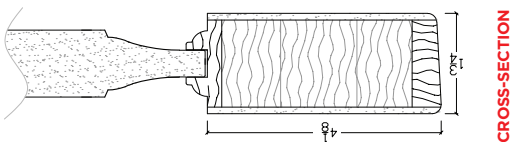
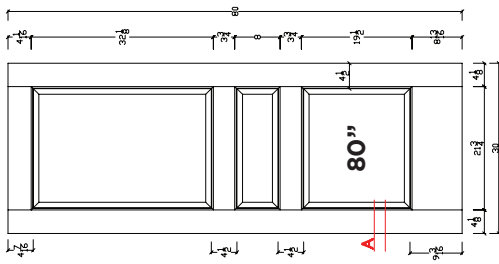
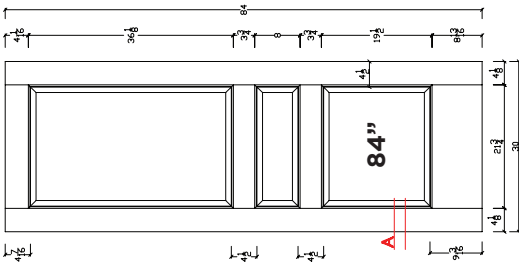
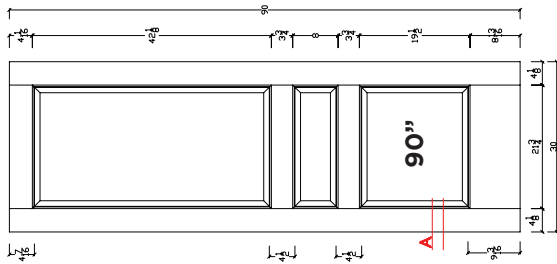
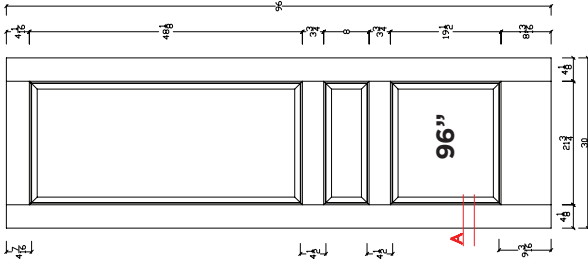
Available In:

Thickness: 1-3/4"

Widths: 16" - 36"

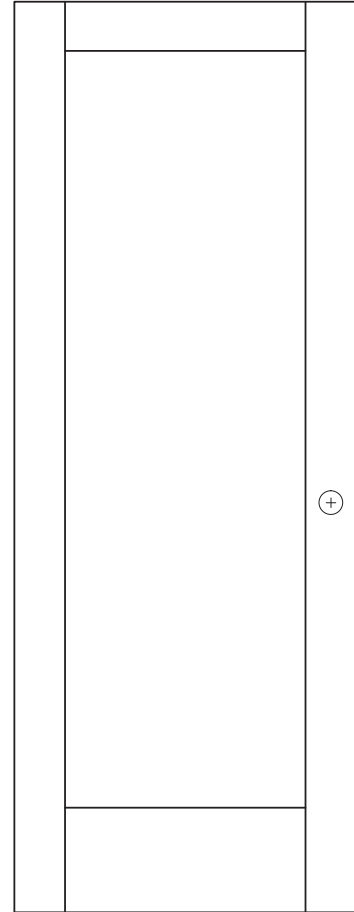
(2" Increments)

Heights: 80", 84", 90", 96"



CROSS-SECTION

# STOCK TD001 PANEL SHAKER DOORS



## STOCK 1-PANEL TD001

Standard Dimensions

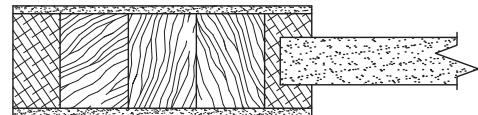
Available In:

Thickness: 1-3/4"

Widths: 16" - 36"


(2" Increments)

Heights: 80", 84", 90", 96"



CROSS-SECTION

# STOCK TD002 PANEL SHAKER DOORS



## STOCK 2-PANEL TD002

Standard Dimensions


Available In:

Thickness: 1-3/4"

Widths: 16" – 36"


(2" Increments)

Heights: 80", 84", 90", 96"



CROSS-SECTION

# STOCK - MD001 SLAB DOORS



## STOCK SLAB MD001

Standard Dimensions


Available In:

Thickness: 1-3/4"

Widths: 16" – 36"

(2" Increments)

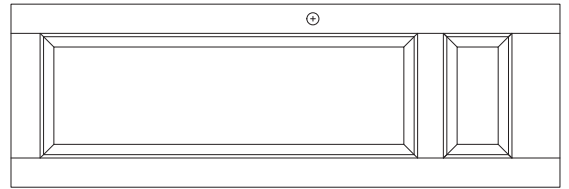
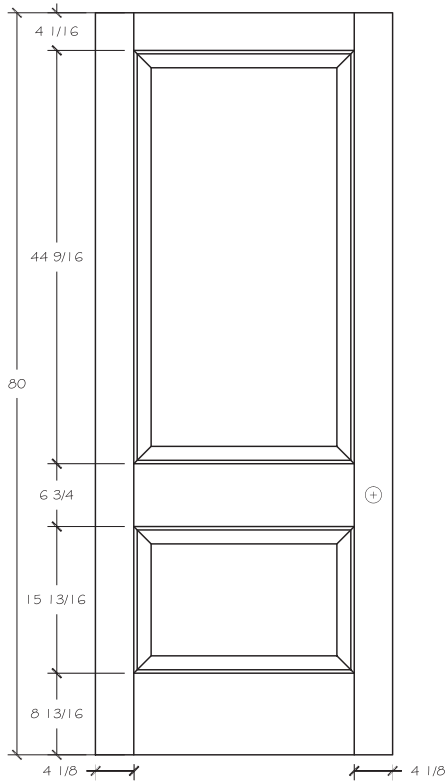
Heights: 80", 84", 90", 96"



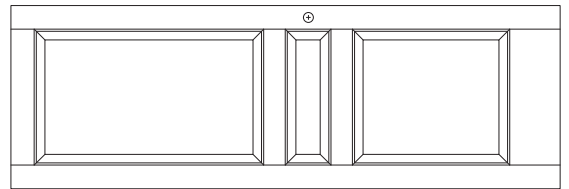
CROSS-SECTION

# STOCK - 2 PANEL 80" CARRARA DOOR

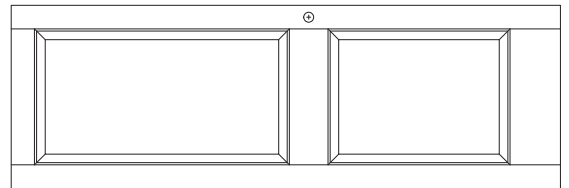
# CLASSIC NON STOCK DOORS



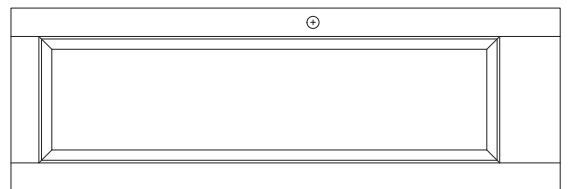
CD004



CD003

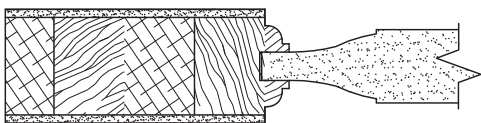


CD002



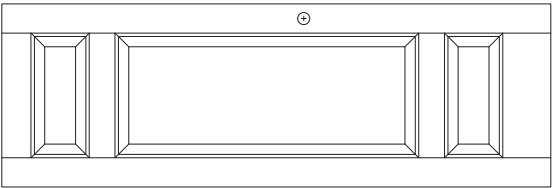
CD001

**AVAILABLE IN:** SOLID CORE - DCARSC8 80'  
HOLLOW CORE - DCARHC8 80'  
1-3/8"

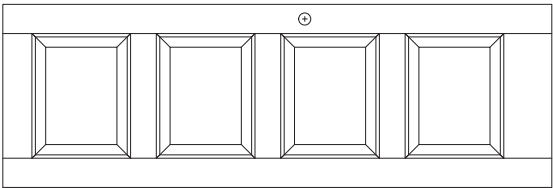


CROSS-SECTION

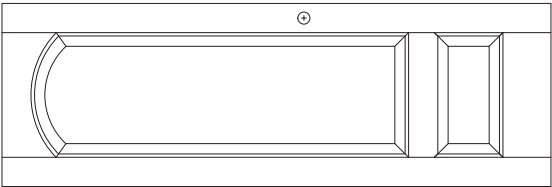




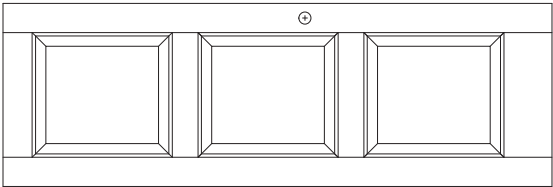
CD008



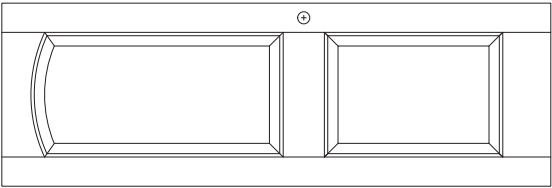
CD012



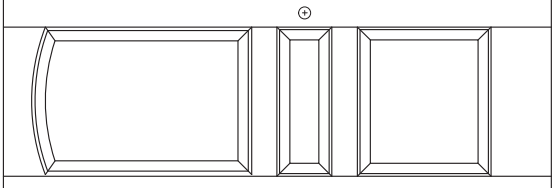
CD007



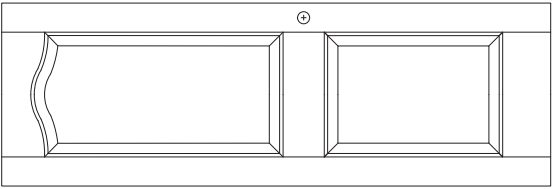
CD011



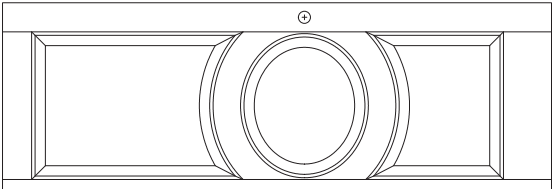
CD006



CD010



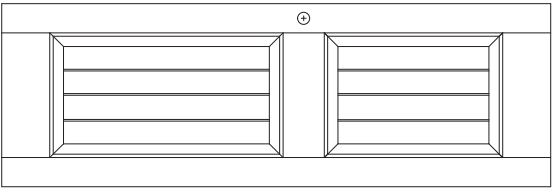
CD005



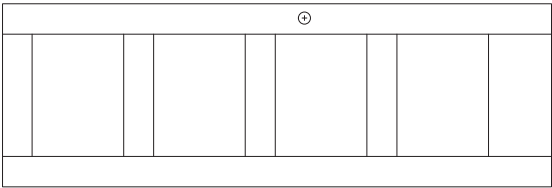
CD009

# CLASSIC NON STOCK DOORS

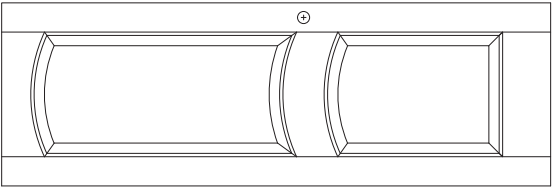
# TRANSITIONAL NON STOCK DOORS



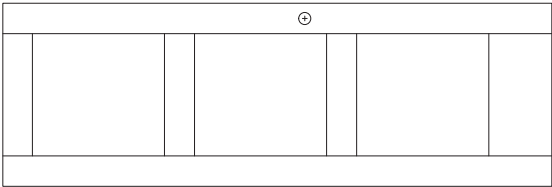
CD016



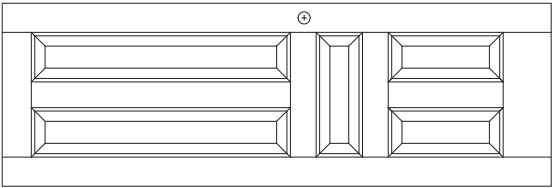
TD004



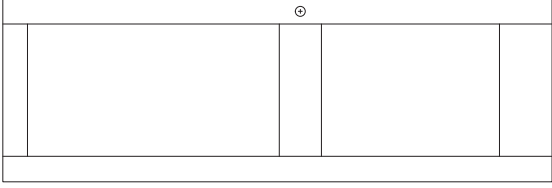
CD015



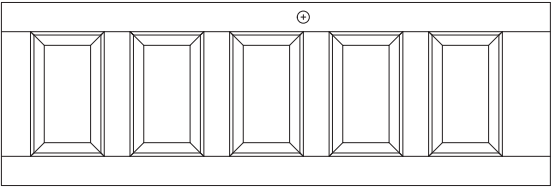
TD003



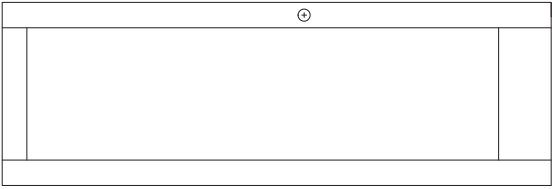
CD014



TD002

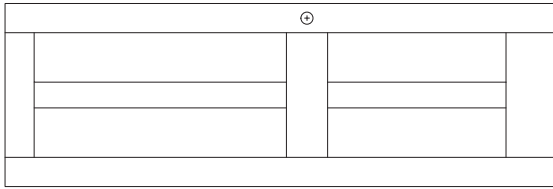


CD013




TD001

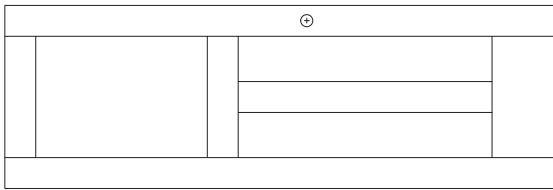
# TRANSITIONAL NON STOCK DOORS



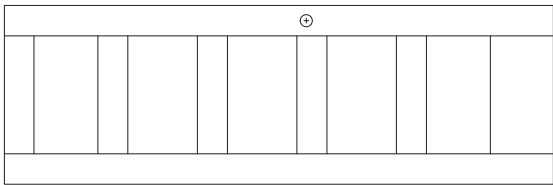
TD008



TD007

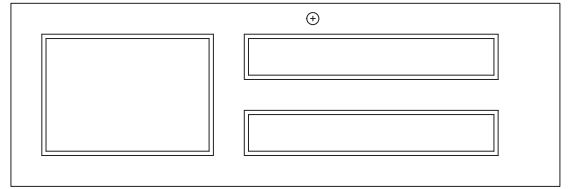


TD006

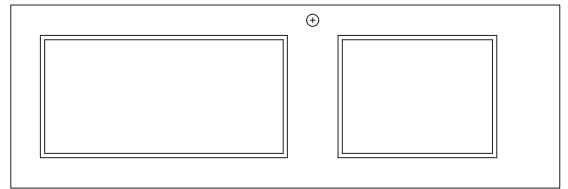


TD005

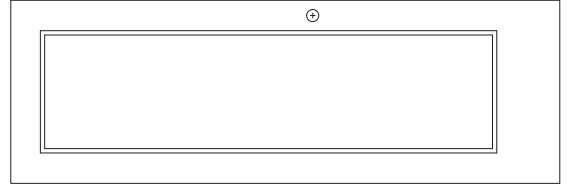
# TRANSITIONAL NON STOCK DOORS



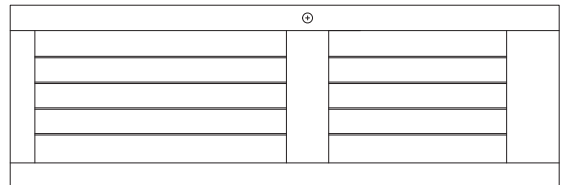
TD012



TD011

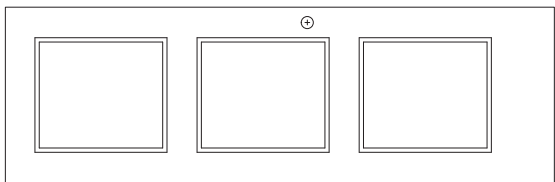
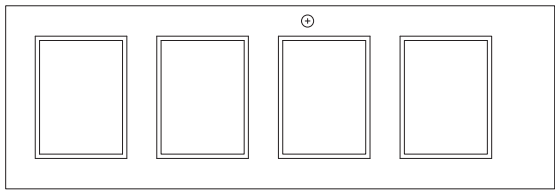
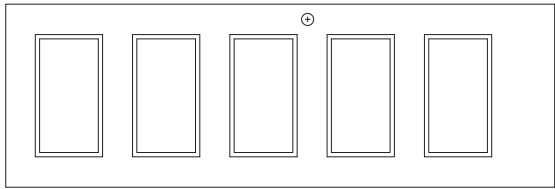
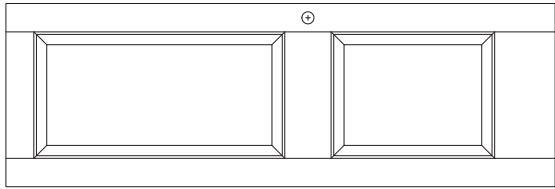


TD010







TD009


# TRANSITIONAL NON STOCK DOORS




# MODERN NON STOCK DOORS




# MODERN NON STOCK DOORS




MD007-L



MD006-R

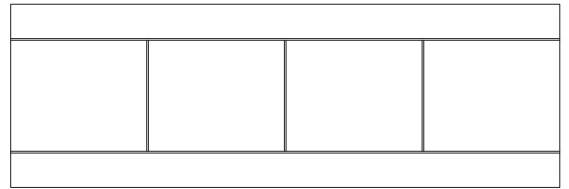


MD006-L




MD005


# MODERN NON STOCK DOORS



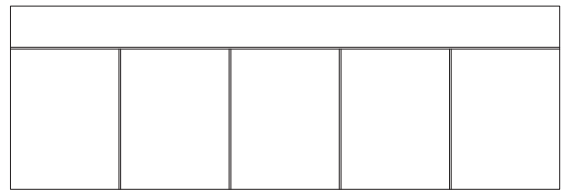
MD009



MD008-R

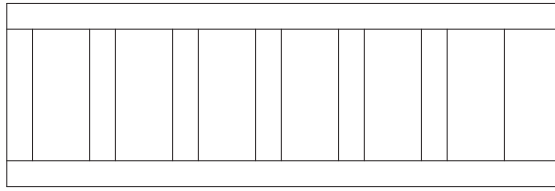


MD008-L

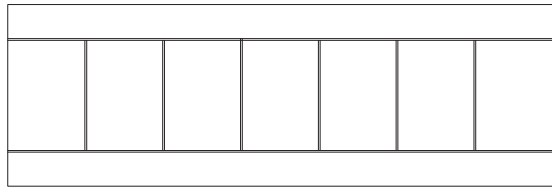


MD007-R

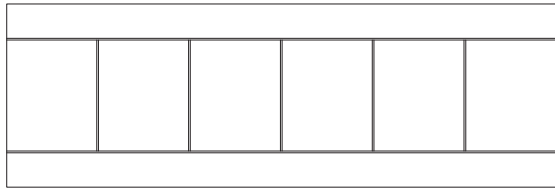
# MODERN NON STOCK DOORS



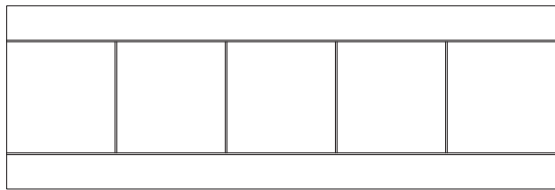
MD013



MD012

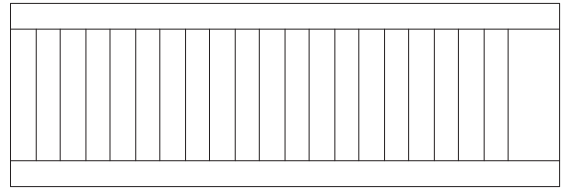


MD011

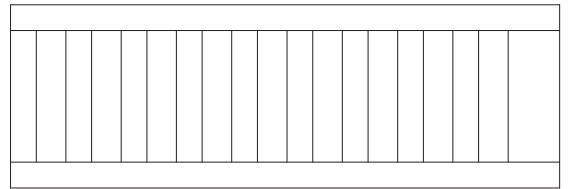


MD010

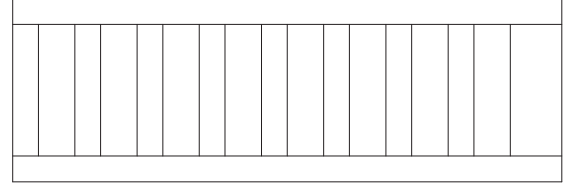
# MODERN NON STOCK DOORS



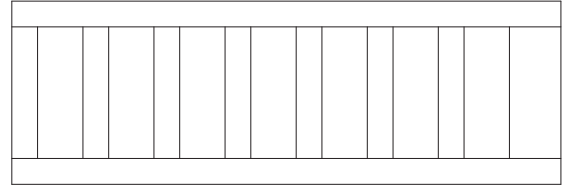
MD017



MD016

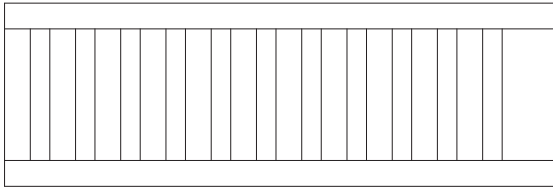


MD015



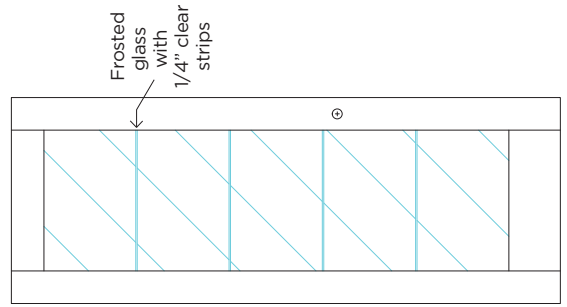
MD014

# MODERN NON STOCK DOORS

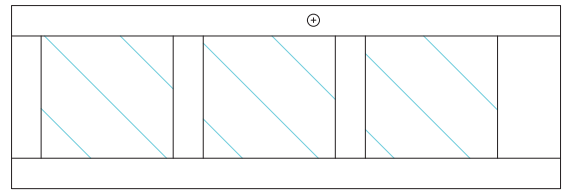


MD018

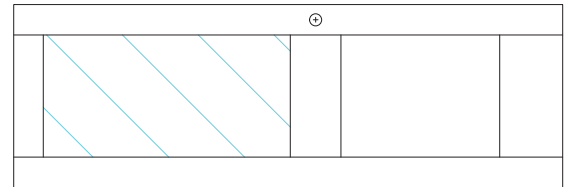
# FRENCH NON STOCK DOORS



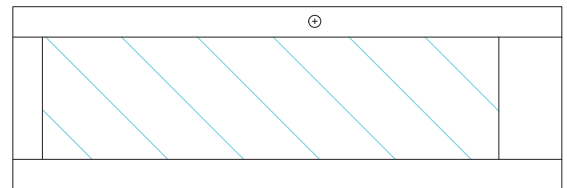
FD004



FD003

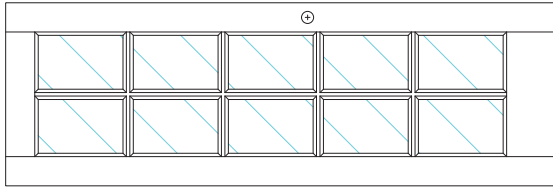


FD002

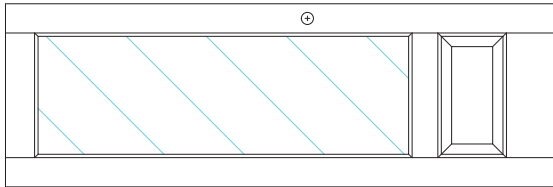


FD001

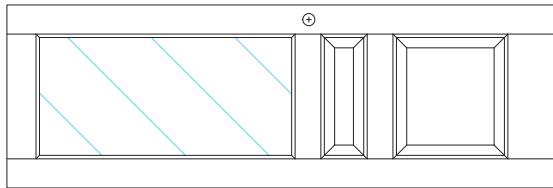
# FRENCH NON STOCK DOORS



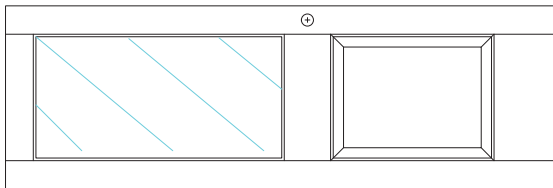
FD009



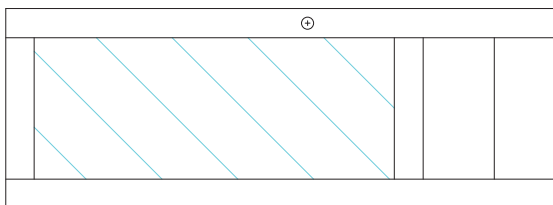
FD008



FD007



FD006



FD005

# DOOR HARDWARE MISCELLANEOUS IN-STOCK HARDWARE

## HINGES



All hinges come standard with Butt Tips

Premiere Butt Tip Hinges - Bright Brass, Satin Nickel, Plain Bearing, Oil Rubbed Bronze, Antique Nickel

3" X 3" (2.4mm thickness) - Plain Bearing

3 1/2" X 3 1/2" (3.1mm thickness) - Ball Bearing

4" X 4" (3.4mm thickness) - Ball Bearing

## DOOR HARDWARE

IN-STOCK STANDARD LEVER HANDLE LATCH SETS  
DUMMY LEVER SETS



### DOOR CLOSER

up to 36" x 84" 600 Series, ALUM (55-100 LBS)



### BULLET CATCH

w/Full Lip Strike, satin nickel, antique nickel, oil rubbed bronze



### 3 1/8" SPRING DOOR STOP

satin nickel, antique nickel, oil rubbed bronze



### 2 7/8" DIECAST DOOR STOP

satin nickel, antique nickel, oil rubbed bronze



### 6" FLUSH BOLT

Sq. End, satin nickel, antique nickel, oil rubbed bronze

## SPECIAL ORDER

Reach out to your Brenlo Representative for special order hardware, Brenlo can provide hardware pricing from all major brands.

- KN Crowder
- Emtek
- Schlage
- Weiser
- Taymor
- Aarum
- Baldwin & more



### GRADING VENEERS

The term “grade” describes the natural characteristics allowed in each veneer or ply. The face ply in hardwood plywood is exposed, and therefore, the face grade defines the panel appearance and quality. Some panels have a face made of highly matched veneers with uniform colour and grade. Other panels may include more character marks and colour variation to comply with the desired appearance.

### FACE GRADES

AA Best quality face is used where minimal defects are required for doors, architectural paneling, and fine furniture.

A AA is not required, but appearance is important for cabinets, case goods and general millwork.

B Natural characteristics and appearance are desirable.

C, D, E Solid face with unlimited colour variation. C, D, and E respectively allow repairs in increasing sizes.

### TERMINOLOGY:

PC Particle Core  
VC Veneer Core

### RED OAK - FLAT CUT

Stain Grade

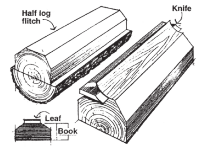
1/4" X 4 FT X 8 FT – G1S – P.C. – A-Face

1/2" X 4 FT X 8 FT – G1S – P.C. – A-Face

3/4" X 4 FT X 8 FT – G1S – P.C. – A-Face

3/4" X 4 FT X 8 FT – G2S – P.C. – A-Face

3/4" X 4 FT X 8 FT – G2S – V.C. – A-Face



Plain Sliced or Flat Sliced

### MAPLE - ROTARY CUT

Stain Grade / Paint Grade

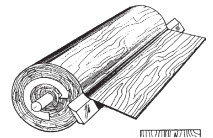
1/4" X 4 FT X 8 FT – G1S – V.C. – A-Face

1/2" X 4 FT X 8 FT – G2S – P.C. – A-Face

1/2" X 4 FT X 8 FT – G2S – V.C. – A-Face

3/4" X 4 FT X 8 FT – G2S – P.C. – A-Face

3/4" X 4 FT X 8 FT – G2S – V.C. – A-Face



### MAPLE - FLAT CUT

Stain Grade

1/4" X 4 FT X 8 FT – G1S – P.C. – A-Face

1/2" X 4 FT X 8 FT – G1S – P.C. – A-Face

3/4" X 4 FT X 8 FT – G1S – P.C. – A-Face

### WALNUT - FLAT CUT

Stain Grade

1/4" X 4 FT X 8 FT – G1S – P.C. – A-Face

1/2" X 4 FT X 8 FT – G1S – P.C. – A-Face

3/4" X 4 FT X 8 FT – G1S – P.C. – A-Face

### BIRCH - ROTARY CUT

Paint Grade (Putty Patch)

1/2" X 4 FT X 8 FT – G1S – V.C.

3/4" X 4 FT X 8 FT – G1S – V.C.

### KHAYA MAHOGANY - FLAT CUT

Stain Grade

1/4" X 4 FT X 8 FT – G1S – P.C. – A-Face

1/2" X 4 FT X 8 FT – G1S – P.C. – A-Face

3/4" X 4 FT X 8 FT – G1S – P.C. – A-Face

### WHITE OAK - RIFT CUT

Stain Grade - Slipmatch

1/4" X 4 FT X 8 FT – G1S – P.C. – A-Face

1/2" X 4 FT X 8 FT – G1S – P.C. – A-Face **NEW**

3/4" X 4 FT X 8 FT – G1S – P.C. – A-Face

### LEGEND

P.C. - Particle Core	V.C. - Veneer Core
G1S - Good One Side	G2S - Good Two Sides

Brenlo can source and supply most plywoods required for your project

# SHEET GOODS

IN-STOCK AT BRENLO

## VENEER EDGE TAPE

Birch, Cherry, Mahogany, Red Oak, White Melamine, White Oak, Black Walnut

## CREZON (MDO)

(Exterior Plywood)  
1/2" X 4' X 8' G1S  
3/4" X 4' X 8' G1S

## FLEX PLY

3/8" X 4' X 8' Short Grain Flex Ply  
(Wiggleboard)

## PREMIUM BOARD

### MDF RANGER BRAND

1/4" X 4' X 8'  
3/8" X 4' X 8'  
1/2" X 4' X 8' \*  
5/8" X 4' X 8'  
3/4" X 4' X 8' \*  
1" X 4' X 8'

## OVERSIZED

### M.D.F BOARD

3/4" X 4' X 9'  
1/4" X 5' X 10'  
1/2" X 5' X 10'  
3/4" X 5' X 10'  
3/4" X 5' X 12'

## MASONITE BACKER

1/8" X 4' X 8'

## SAUNA MATERIALS

Sauna Doors priced upon request.

## SELECT CEDAR (WESTERN RED CEDAR)

Aromatic 12 sq. ft. per bundle  
1 X 4 T & G (select)  
1 x 4  
1 X 6  
2 X 4  
2 X 6  
2 X 8  
Cedar Sauna Handles  
Shim Shingles  
Aluminum Sauna Foil

# DECKING

IPE DECKING (TABEBUIA SPP)

IPE: (tabebuia) is a South American Hardwood that is naturally strong, durable, and decay/termite resistant. The decking material is knot free and needs no preservative treatment. It can be left "raw" and will turn a natural grey colour or can be coated with a stain of your choice (IPE OIL recommended). Unlike other suppliers, Brenlo machine sands one side of all stock IPE to provide the user with a consistent smooth visible surface.

Performance: IPE is one of the densest hardwoods on earth three times the hardness of oak. As a result, it remains smooth and splinter free. Unlike soft woods, water absorption is slow and therefore will not cup, bow, or twist like other woods.

Applications: Ideal for patios and decks, piers, boat docks, outdoor furniture, walkways, bridges and paths, pool side benches and decks.

- AIR DRIED – EASED 4 EDGES
- SANDED ONE SIDE

NOMINAL SIZE 1 x 4 x 8 – 20 ft

5/4 x 6 x 8 – 20 ft Stock Inventory

Below is subject to availability:

1 x 4	2 x 2	4 x 4
1 x 6	2 x 4	6 x 6
1 x 8	2 x 6	8 x 8
1 x 10	2 x 8	T-Connect Pieces
1 x 12	2 x 10	
2 x 2	2 x 12	

"Hidden" Deck Brackets available in: Powder Coat Galvanized, Stainless Steel

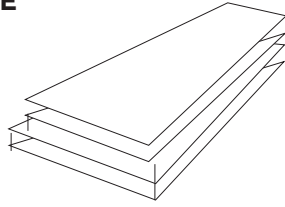
EB-TY Fasteners available with groove option Contractor boxes of 100pcs with hardware

Special order lead time -10 days.

# EXTERIOR TRIM BOARD

## BRENLO'S PRIMED WHITE FASCIA BOARD SIZES

- 1" x 6" (3/4" x 5-1/2") x 16 ft
- 1" x 8" (3/4" x 7-1/4") x 16 ft
- 1" x 10" (3/4" x 9-1/4") x 16 ft



## TRIMBOARD (UNPRIMED):

- 1" x 6" (3/4" x 5-1/2") x 16'
- 1" x 8" (3/4" x 7-1/4") x 12' & 16'
- 1" x 10" (3/4" x 9-1/4") x 12' & 16'
- 1" x 12" (3/4" x 11-1/4") x 12'

## SHEETS:

- |                        |                        |
|------------------------|------------------------|
| 1/4" (6mm) x 4' x 8'   | 3/4" (19mm) x 4' x 8'  |
| 1/2" (13mm) x 4' x 8'  | 3/4" (19mm) x 4' x 10' |
| 1/2" (13mm) x 4' x 12' | 3/4" (19mm) x 4' x 12' |



**TAKE IT OUTSIDE!**

## TREATED EXTERIOR PANEL

- Limited EXP & Contraction
- Moisture Resistant exterior panel for paint-grade applications
- Resists rot and termites; treated with zinc borate
- No added formaldehyde
- Phenolic-bonded for moisture resistance and durability
- 5-year limited warranty
- Patented, proprietary TECTM manufacturing technology

Size (nominal)	Thickness (=-/ 0.005")				
	1/2"	5/8"	3/4"	1	1-1/4"
4' x 8' (49" x 97")	•	<b>A</b>	•	<b>A</b>	<b>A</b>
4' x 16' (49" x 194")	<b>A</b>	<b>A</b>	<b>A</b>	<b>A</b>	<b>A</b>
2' x 16' (25" x 194")	<b>A</b>	<b>A</b>	•	<b>A</b>	<b>A</b>

Fascia, Columns, Soffits, Window Treatments


- Stocked Inventory
- A** Available as special order

# NOVAWOOD

Novawood is Ash decking and siding lumber that has been thermally modified using high temperatures (1800 C – 2120 C), water vapour and pressure.

Through this treatment, Novawood achieves unparalleled stability and durability for exterior applications.

The thermal modification process takes 48–96 hours, depending on species, thickness and initial moisture content. Absolutely no chemical substances are used in the production process.




## End Match Technology

This revolutionary technique allows for 100% usage of each board. The seams are NOT required to rest on support joists. This saves time measuring and cutting and gives a clean hardwood flooring look. Not to mention the design possibilities that are only limited by your imagination.

## Hidden Clip Technology

The Novawood deckboards we carry in stock are pre-grooved and joined together with custom hidden clips. These clips allow for perfect board spacing, clean lines and minimal hardware.



## Key Features:

### Why Choose Novawood?

- 100% Natural – Absolutely no chemicals used during the entire Thermowood process.
- Environmentally Responsible – Harmless to human beings and all living species. Environmentally friendly, healthy, recyclable and strong.
- Durable & Stable – Performs in all weather conditions, outlasting many other species.
- Sustainable – Produced from sustainable forests. FSC Certified.
- Easy – Light weight, easy on tooling and machinery; planks are 100% usable.
- Homogeneous – Colour of wood is consistent throughout.
- Comfortable – 25% more acoustic and heat isolated than non-thermally modified wood. No hot feet, unlike plastic decking.
- Safe – 30% more fire resistant than normal lumber. Insect habitation is completely prevented. Resistant to decay and fungal growth.

## CONVERSION CHART

Fraction	Decimal	MM	Fraction	Decimal	MM
1/64	0.0156	0.3969	33/64	0.5156	13.0969
1/32	0.0313	0.7938	17/32	0.5313	13.4938
3/64	0.0469	1.1906	35/64	0.5469	13.8906
1/16	0.0625	1.5875	9/16	0.5625	14.2875
5/64	0.0781	1.9844	37/64	0.5781	14.6844
3/32	0.0938	2.3813	19/32	0.5938	15.0813
7/64	0.1094	2.7781	39/64	0.6094	15.4781
1/8	0.125	3.175	5/8	0.625	15.875
9/64	0.1406	3.5719	41/64	0.6406	16.2719
5/32	0.1563	3.9688	21/32	0.6563	16.6688
11/64	0.1719	4.3656	43/64	0.6719	17.0656
3/16	0.1875	4.7625	11/16	0.6875	17.4625
13/64	0.2031	5.1594	45/64	0.7031	17.8594
7/32	0.2188	5.5563	23/32	0.7188	18.2563
15/64	0.2344	5.9531	47/64	0.7344	18.6531
1/4	0.25	6.35	3/4	0.75	19.05
17/64	0.2656	6.7469	49/64	0.7656	19.4469
9/32	0.2813	7.1438	25/32	0.7813	19.8438
19/64	0.2969	7.5406	51/64	0.7969	20.2406
5/16	0.3125	7.9375	13/16	0.8125	20.6375
21/64	0.3281	8.3344	53/64	0.8281	21.0344
11/32	0.3438	8.7313	27/32	0.8438	21.4313
23/64	0.3594	9.1281	55/64	0.8594	21.8281
3/8	0.375	9.525	7/8	0.875	22.225
25/64	0.3906	9.9219	57/64	0.8906	22.6219
13/32	0.4063	10.3188	29/32	0.9063	23.0188
27/64	0.4219	10.7156	59/64	0.9219	23.4156
7/16	0.4375	11.1125	15/16	0.9375	23.8125
29/64	0.4531	11.5094	61/64	0.9531	24.2094
15/32	0.4688	11.9063	31/32	0.9688	24.6063
31/64	0.4844	12.3031	63/64	0.9844	25.0031
1/2	0.5	12.7	1	1	25.4



## CUSTOM SHOP

Over the years Brenlo has become much more than just a wood moulding manufacturer. We focus on creating a unique product for our customers and in turn their clients. Our Custom Shop takes great pride in these products and solutions while in keeping with the vision of the project. We have once again expanded our manufacturing capabilities with the latest technology. We remain true to great craftsmanship and attention to detail. We now offer more Joinery and Bench-work type products. Some of the new products available are our specialty doors, over-sized porch brackets, courtroom and church pew components, solid wood laminated table/counter tops, C.N.C parts and components for the Store Fixture Industry.

Please call us for your next unique and challenging project; we can help you with it. See page 92 for examples of the craftsmanship our Custom Shop produces. If it's made of wood we can do it!




Brenlo will custom make solid wood laminated panels. Panels can be made in a variety of widths and lengths. Laminated panels are often used for bar tops, stair treads & other high use applications. These products can be made in virtually any species. Please contact our order desk or fax details and specifications of your requirements to us @ (416) 749-8969.

## ARCHES & CURVES

Brenlo specializes in curved casings, backbands, crowns, baseboards, bar rails, chair rails and panel moulds.


Curves can be made from a template or from accurate measurements. Arches made from measurements for window casings tend to be the most accurate as they give a true consistent radius.



Our C.N.C.Router machining quarter cut white oak furniture components



Curved oak crowns, chair rails and base boards for wrapping of large oak columns



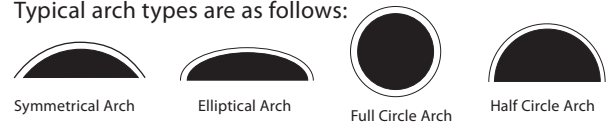
Architect designed large exterior pine porch brackets for a custom home builder



Another unique design of 3'x 4' porch brackets

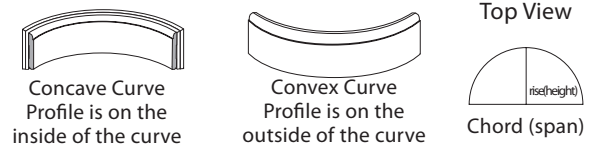
### VERTICAL CURVES

Typical arch types are as follows:



Please note all horizontal curves must be clearly specified as concave or convex applications.

### HORIZONTAL CURVES



### HOW TO MEASURE CURVES


To make an arch window casing you need to have only two critical measurements. These measurements are as follows:

- 1 ) The accurate chord (inside width) of the casing line
- 2 ) The accurate rise (height) from your horizontal line (chord) to the inside of your casing line For a cost effective alternative, we also offer some profiles custom run in EZ Bend.

## WOOD SPECIES



Whitewood  
(Poplar)



Red Oak



Eastern White Pine



Hard White Maple



American  
Black Cherry



Genuine Mahogany



Black Walnut



Knotty Pine

### Other Species

Quarter Cut Red Oak	European Steamed Beech
Rift Cut Red Oak	Burmese Teak
White Oak	Soft Maple
Quarter Cut White Oak	Red Pine
Rift Cut White Oak	Red Birch
African Mahogany	Alder
Jatoba (Brazilian Cherry)	IPE
North American Beech	Vertical Grain Fir



## ENVIRONMENTAL COMMITMENT

Brenlo is well known for our commitment to sustainability and industry best practices when it comes to environmental compliance. We are FSC® Certified and have expert staff supporting our active involvement in the Canada Green Building Council, LEED building and AWMAC commercial standards

Respect for our natural resources and respect for the environment are two of the most important priorities at Brenlo Ltd. Our wood suppliers comply with all government regulations. Conservation of natural resources is also considered essential: hence, Brenlo's suppliers of wood products emphasize yield management by equipping their facilities with the latest technology available. Our suppliers are constantly seeking better ways to protect and sustain our natural resources that provide the raw material which we then mill and supply to you, our valued customer.

Brenlo's suppliers actively enforce all federal and regional Sustainable Forestry Initiatives, and support the standards set by the National Hardwood Lumber Association. These suppliers participate in, or meet the most rigid independent environmental certification programs including FSC certified products.

At Brenlo, we feel that it is our personal and professional responsibility to help sustain the forests, wildlife habitat and ecosystems that we depend on. It is our belief that a healthy environment and a sound and sustainable use of nature's treasures means a healthy future for all concerned.



The mark of  
responsible forestry



Brenlo is a proud supporter of



## SERVICES WE OFFER

### CONSISTENT QUALITY

You can trust that we will do what we say and meet or exceed your expectations when it comes to reliability and consistency.

### FLEXIBLE DELIVERY MANAGEMENT

Brenlo offers options to pre-package and then deliver on site by floor, by product type (i.e. jambs only, casing & jambs, doors separately, baseboards last) or any method that meets your requirements.

### CUSTOM MOULDING

If you don't see the design you are looking for, we will make it to order for you whether in small quantities, large volumes, special species, custom sizes.

### HARDWOOD SPECIES

We stock an extensive assortment of North American quality hardwood and softwood, as well as exotic hardwood species in various grades and thicknesses.

### DOOR MACHINING

Brenlo has specialized machinery so we can pre-machine any doors ordered from Brenlo for hinges and door hardware. Your installers will save time and have consistent fit and installation of every door. Please inquire about our low cost flat rate service per door.

## ORDERING INFORMATION

### DELIVERY CHARGE

Brenlo will apply a flat rate charge for each on-site load delivery within the GTA. Charges may apply for deliveries outside of Brenlo delivery boundaries. Please call the order desk to inquire

### DELIVERY ACCESS

The customer is responsible for ensuring that there is adequate space available at the jobsite to receive the delivered products and that access to the area where the products are to be delivered is safe and free of obstacles. In the event that the Brenlo driver determines that access to the jobsite is unsafe, Brenlo reserves the right to defer delivery of the products ordered.

### PAYMENT AND CREDIT

For all non-trade account orders, a non-refundable deposit is required to process the order. For prepaid and COD orders, Brenlo accepts company cheques, Visa, and Master card. To set up a trade account, a credit application must be submitted to our credit department for approval. All orders for in stock and custom items shall be C.O.D. until credit is approved.

**NOTE:** ALL PRODUCTS SOLD BY BRENLO LTD CUSTOM WOOD MOULDINGS WILL REMAIN THE PROPERTY OF BRENLO LTD. CUSTOM WOOD MOULDINGS UNTIL PAID IN FULL.

### WARRANTY AND RETURNS

Unusable, defective\*\*, or damaged material to be returned, replaced or credited must be identified and reported to Brenlo Ltd Custom Wood Mouldings within 48 hours of delivery. Brenlo is not responsible for any damage caused after delivery on the job site caused by handling, improper storage, and installation or finishing by the customer.

With prior approval from Brenlo and a product return authorization, Brenlo accepts and will credit any excess returned standard stock product or material that is undamaged and in full resalable condition. Returns of any non-door-related material less than 6' in length will not be eligible for credit. We charge a restocking fee to cover the pick-up and handling that is required.

**LENGTH OF MOULDINGS**

Unless otherwise agreed, Brenlo provides most moulding products in random lengths ranging from three to sixteen feet.

Any order for exact specified lengths will require additional processing time based on lumber availability, the need for custom milling and sorting and is subject to additional charges.

**ACCURACY OF INFORMATION**

Brenlo has made every effort to ensure the accuracy and completeness of the information contained in this catalogue, however, we are not responsible for any resulting costs or issues that may arise based on the specifications or any error or omission of detail in the catalogue. Product specifications are subject to change without notice.

\*\*Natural characteristics of wood including colour and grain are not considered defects. Stock profile samples are available upon request.

---

---

---

---

---

---

---

---

---

---

---

---

---

---

---

---

---

---

---

---

---

---

---

---

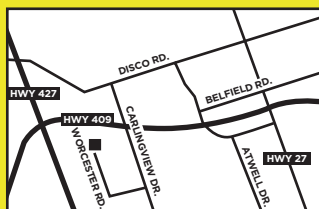
---

---









**CONTACT INFO:**

65 Worcester Rd. Etobicoke, ON M9W 5N7

T 416.749.6857 F 416.749.8969

T/F 877.816.6607

**SHOWROOM HOURS:**

Monday - Friday 7:30am to 4:30pm

**SALES INQUIRY:**

[sales@brenlo.ca](mailto:sales@brenlo.ca)

**WWW.BRENLO.COM**



The mark of responsible forestry



Follow us on social media!



Follow us on  
**Instagram**